

Document Pack



Mark James LLM, DPA, DCA
Prif Weithredwr,
Chief Executive,
Neuadd y Sir, Caerfyrddin. SA31 1JP
County Hall, Carmarthen. SA31 1JP

FRIDAY, 24 FEBRUARY 2017

TO: ALL MEMBERS OF THE ENVIRONMENTAL & PUBLIC PROTECTION SCRUTINY COMMITTEE

I HEREBY SUMMON YOU TO ATTEND A MEETING OF THE ENVIRONMENTAL & PUBLIC PROTECTION SCRUTINY COMMITTEE WHICH WILL BE HELD IN THE CHAMBER - 3 SPILMAN STREET AT 10.00AM ON FRIDAY, 3RD MARCH, 2017 FOR THE TRANSACTION OF THE BUSINESS OUTLINED ON THE ATTACHED AGENDA.

Mark James CBE

CHIEF EXECUTIVE



PLEASE RECYCLE

| | |
|--------------------------|-----------------------------------|
| Democratic Officer: | Janine Owen |
| Telephone (Direct Line): | 01267 224030 |
| E-Mail: | JanineOwen@carmarthenshire.gov.uk |
| Ref: | AD016-001 |

ENVIRONMENTAL & PUBLIC PROTECTION SCRUTINY COMMITTEE

14 MEMBERS

PLAID CYMRU GROUP – 5 MEMBERS

- | | | |
|----|------------|---------------|
| 1. | Councillor | A. Davies |
| 2. | Councillor | W.J. Lemon |
| 3. | Councillor | A.D.T. Speake |
| 4. | Councillor | S.E. Thomas |
| 5. | Councillor | D.E. Williams |

INDEPENDENT GROUP – 4 MEMBERS

- | | | |
|----|------------|---------------------------|
| 1. | Councillor | D.B. Davies |
| 2. | Councillor | J.A. Davies |
| 3. | Councillor | I.J. Jackson (Vice-Chair) |
| 4. | Councillor | A. James |

LABOUR GROUP – 4 MEMBERS

- | | | |
|----|------------|---------------------|
| 1. | Councillor | A.P. Cooper (Chair) |
| 2. | Councillor | P.M. Edwards |
| 3. | Councillor | D.C. Evans |
| 4. | Councillor | W.G. Thomas |

UNAFFILIATED – 1 MEMBER

- | | | |
|----|------------|--------------|
| 1. | Councillor | J.P. Jenkins |
|----|------------|--------------|

AGENDA

- | | | |
|-----|---|----------|
| 1. | APOLOGIES FOR ABSENCE | |
| 2. | DECLARATIONS OF PERSONAL INTEREST | |
| 3. | DECLARATIONS OF PROHIBITED PARTY WHIPS | |
| 4. | PUBLIC QUESTIONS (NONE RECEIVED) | |
| 5. | FORTHCOMING ITEMS | 5 - 6 |
| 6. | ENVIRONMENTAL ENFORCEMENT UPDATE | 7 - 14 |
| 7. | REVIEW OF LED CONVERSION PROJECT | 15 - 22 |
| 8. | CARMARTHENSHIRE COUNTY COUNCIL ENVIRONMENT ACT FORWARD PLAN | 23 - 44 |
| 9. | 2016/17 IMPROVEMENT PLAN PERFORMANCE MONITORING REPORT | 45 - 74 |
| 10. | REVENUE & CAPITAL BUDGET MONITORING REPORT 2016/17 | 75 - 92 |
| 11. | ENVIRONMENTAL & PUBLIC PROTECTION SCRUTINY COMMITTEE ACTIONS AND REFERRALS UPDATE | 93 - 98 |
| 12. | TO SIGN AS A CORRECT RECORD THE MINUTES OF THE MEETING OF THE COMMITTEE HELD ON THE 12TH JANUARY 2017 | 99 - 104 |

This page is intentionally left blank

ENVIRONMENTAL & PUBLIC PROTECTION SCRUTINY COMMITTEE

3RD MARCH 2017

**Forthcoming items for next meeting –
Friday 21st April 2017**

| Discussion Topic | Background |
|--|--|
| Communities Departmental Business Plan 2017/2020 | This item will enable the Committee to consider and comment on the Communities Departmental Business Plan 2017/2020. |

This page is intentionally left blank

ENVIRONMENTAL & PUBLIC PROTECTION SCRUTINY COMMITTEE 3RD MARCH 2017

ENVIRONMENTAL ENFORCEMENT UPDATE

To consider and comment on the following issues:

1. Implementation of Public Space Protection Orders, Community Protection Orders.
2. Tackling Fly tipping.
3. Update on enforcement operational matters.

Reasons:

For the committee's Information

To be referred to the Executive Board / Council for decision: NO

EXECUTIVE BOARD MEMBER PORTFOLIO HOLDER:- Cllr T James Jones (Environment& Public Protection)

Directorate

Environment

Name of Head of Service:

Ainsley Williams

Report Author:

Paul Morris

Designations:

Head of Waste and Environment

Environmental Enforcement
Manager

Tel Nos.

E Mail Addresses:

PMorris@carmarthenshire.gov.uk

EXECUTIVE SUMMARY

ENVIRONMENTAL & PUBLIC PROTECTION SCRUTINY 3RD MARCH 2017

ENVIRONMENTAL ENFORCEMENT UPDATE

To provide Scrutiny Committee with an update of enforcement matters including Public Space Protection Orders, Community Protection Notices, tackling Fly tipping and a general update on Enforcement issues.

1. Public Space Protection Order

The Anti-social Behaviour, Crime and Policing Act 2014 introduced several new tools and powers for use by local authorities and partners to address anti-social behaviour (ASB) in their local areas. These tools, which replaced and streamlined a number of previous measures, were brought in as part of a government commitment to put victims at the centre of approaches to tackling ASB, focussing on the impact behaviour can have on both communities and individuals, particularly for those who may be most vulnerable.

Public Spaces Protection Orders (PSPOs) are one of the tools available under the 2014 Act. These are wide-ranging and flexible powers for local authorities, which recognise that councils are often best placed to identify the broad and cumulative impact that ASB can have. The Act gives councils the authority to draft and implement PSPOs in response to the particular issues affecting their communities, provided certain criteria are met.

Councils can use PSPOs to prohibit specified activities, and/or require certain things to be done by people engaged in particular activities, within a defined public area. PSPOs differ from other tools introduced under the Act as they are council-led, and rather than targeting specific individuals or problem properties, they focus on the identified problem behaviour in a specific location. The legislation provides for restrictions to be placed on behaviour which apply to everyone in that locality (or people in certain categories). Breach of a PSPO without a reasonable excuse is an offence.

A Public Space Protection Order was implemented on the 1st of September 2015 following a public consultation. That order enables the officers to issue fixed penalty tickets to persons who let their dogs foul anywhere in Carmarthenshire where the public have access. In addition, other powers included requesting persons to put their dog on a lead, and a ban of dogs from enclosed children's play areas. The penalty had been increased from £75 to £100. An early repayment was introduced reducing the amount from £100 to £50 if paid within 10 days.

Officers were trained, given amended penalty ticket books and have issued 13 fixed penalty tickets to date.

A letter has recently been sent from the Chairman of the Council requesting that Police Support Officers and Police Officers be designated for the purpose of issuing fixed penalty tickets in accordance with the Public Space Protection Orders. If agreeable, it would help in alleviating the high expectations placed on the Environment Enforcement section to enforce.

A number of similar conversations are occurring with colleagues in Leisure to scope the possibility of their staff issue fixed penalty tickets.

A joint initiative between the Police, Fire Service and Carmarthenshire County Council that allows for community groups to report anti-social behaviour issues directly. The initiative is called "Paws on patrol". Funding has been provided jointly and will go towards arranging events, literature and raise the awareness of the ASB issues in their community.

In other circumstances it may be more appropriate to use tools such as community protection notices (CPNs). CPNs are used against specific individuals responsible for causing harm, or for tackling particular problem premises, unlike PSPOs which create a broader ban covering a whole area. Similarly, in many cases existing legislation covering various forms of anti-social behaviour or public order may be adequate.

As a result Officers have issued a CPN letter and two further CPN's are presently under consideration.

2. Fly Tipping

Statistics from the Welsh Government have shown that Carmarthenshire is in the top 5 authorities in Wales in relation to fly tipping. The success is mainly due to an intelligence led approach collecting information, analysing and targeting incidents where the officers have a variety of techniques to apprehend offenders.

The section utilises Fly mapper which is a GIS mapping feature allowing staff to analyse data and take the appropriate action. (See Appendices A and B attached)

The cases are published thereby providing a deterrent to any future offenders. In 2016, 40 prosecutions have been undertaken.

Other approaches are also utilised to tackle fly tipping for example education and awareness, engaging the community in clean ups which hopefully deter further repeats.

3. Enforcement Operational Matters

Following an enforcement review on the 1st February, 2017 the officers were given new areas and boundary changes were made to balance workloads across the 4 teams. The County has been split in to four areas - teams now cover the North West, North East, South East and South West.

A review of the effectiveness of this arrangement will be undertaken after 6 weeks of operation.

| | |
|----------------------------------|--|
| DETAILED REPORT ATTACHED? | NO |
| APPENDICES ATTACHED? | YES Appendix A – Fly tipping - Map of Incidents Appendix B – Fly tipping – Incidents by waste category and size |

IMPLICATIONS

I confirm that other than those implications which have been agreed with the appropriate Directors / Heads of Service and are referred to in detail below, there are no other implications associated with this report :

Signed: Ainsley Williams

Head of Waste & Environmental Services

| | | | | | | |
|---|-------|---------|------|------------------------|-----------------------|-----------------|
| Policy, Crime & Disorder and Equalities | Legal | Finance | ICT | Risk Management Issues | Staffing Implications | Physical Assets |
| NONE | NONE | NONE | NONE | NONE | NONE | NONE |

CONSULTATIONS

I confirm that the appropriate consultations have taken in place and the outcomes are as detailed below

Signed: Ainsley Williams

Head of Waste & Environmental Services

(Please specify the outcomes of consultations undertaken where they arise against the following headings)

1. Local Member(s) - N/A

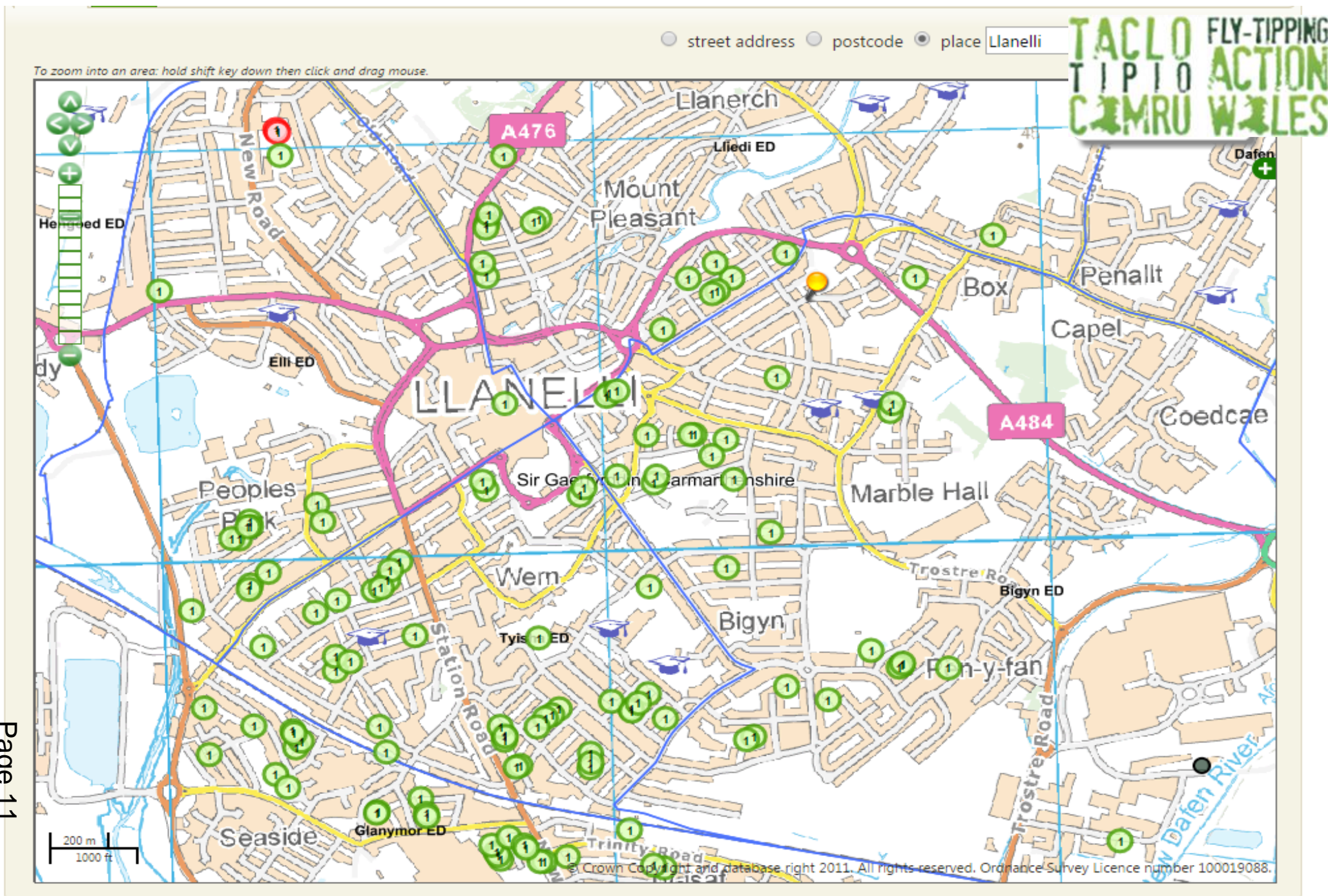
2. Community / Town Council – N/A

3. Relevant Partners - N/A

4. Staff Side Representatives and other Organisations - N/A

Section 100D Local Government Act, 1972 – Access to Information
List of Background Papers used in the preparation of this report:

THERE ARE NONE



This page is intentionally left blank

| Waste Category | Single item | Single black bag | Car boot or less | Small van load | Transit van load | Tipper lorry load | Total |
|---------------------------------------|-------------|------------------|------------------|----------------|------------------|-------------------|------------|
| Asbestos | | | 2 | 1 | 1 | | 4 |
| Black bag commercial | 1 | | | | | | 1 |
| Black bag household | | | 2 | 1 | | | 3 |
| Clinical | | | | 1 | | | 1 |
| Construction/ Demolition / Excavation | 1 | | 2 | 2 | | | 5 |
| Chemical - Drums - Oil or Fuel | 4 | | 3 | | | | 7 |
| Furniture | 11 | | 1 | 10 | 6 | | 28 |
| Mattress | 7 | | 3 | 2 | 1 | | 13 |
| Other commercial waste | 1 | | | | | | 1 |
| Electrical | 7 | | 2 | | | | 9 |
| Other household waste | 6 | 1 | 6 | 5 | 1 | 1 | 20 |
| Other unidentified | | | 1 | 1 | | | 2 |
| Side waste | 1 | | | | | | 1 |
| Tyres | 4 | | 2 | | | | 6 |
| Vehicle parts | 1 | | | | | | 1 |
| White goods | 4 | | | | | | 4 |
| Total: | 48 | 1 | 24 | 23 | 9 | 1 | 106 |

ENVIRONMENTAL & PUBLIC PROTECTION SCRUTINY COMMITTEE 3RD MARCH 2017

REVIEW OF LED CONVERSION PROJECT

To consider and comment on the following issues:

- The updated phasing of the LED schemes and to be informed with the up to date progress of the LED lantern conversion project to date

Reasons:

- For The Committee's information

To be referred to the Executive Board / Council for decision: NO

Executive Board Member Portfolio Holders: Cllr. Hazel Evans (Technical Services)

| | | |
|--|---|--|
| Directorate: Environment | Designations: Head of Highways & Transport | Tel Nos. / E-Mail Addresses: 01267 228150 SGPilliner@carmarthenshire.gov.uk |
| Name of Head of Service: Stephen Pilliner | Head of Highways & Transport | |
| Report Author: Arwel Price | Public Lighting Engineer | 01554 742 288 awprice@carmarthenshire.gov.uk |

EXECUTIVE SUMMARY

ENVIRONMENTAL & PUBLIC PROTECTION SCRUTINY COMMITTEE 3RD MARCH 2017

REVIEW OF LED CONVERSION PROJECT

To update the committee on the phasing and progress of the LED lantern conversion program.

The Executive Board approved the LED lantern conversion under the Street lighting PBB saving options on 27th July 2015. The department has secured the funding through a combination of the Welsh Government Invest to Save (I2S) and from the Council's reserves.

The first phase of the program is almost complete and the attached report gives the details of the phasing and the savings achieved.

The report is for the Committee's information.

DETAILED REPORT ATTACHED?

YES

IMPLICATIONS

I confirm that other than those implications which have been agreed with the appropriate Directors / Heads of Service and are referred to in detail below, there are no other implications associated with this report.

Signed: S G Pilliner

Head of Highways and Transport

| | | | | | | |
|---|-------|---------|------|------------------------|-----------------------|-----------------|
| Policy, Crime & Disorder and Equalities | Legal | Finance | ICT | Risk Management Issues | Staffing Implications | Physical Assets |
| NONE | NONE | YES | NONE | NONE | NONE | NONE |

3. Finance – Capital has been secured via the Welsh Government Invest to Save fund and from reserves. The programme will be reviewed following completion of Phase 2.

CONSULTATIONS

I confirm that the appropriate consultations have taken in place and the outcomes are as detailed below:

Signed: S G Pilliner

Head of Highways & Transport

1. Local Member(s) – N/A
2. Community / Town Councils – N/A
3. Relevant Partners – N/A
4. Staff Side Representatives and other Organisations – N/A

Section 100D Local Government Act, 1972 – Access to Information
List of Background Papers used in the preparation of this report:

THERE ARE NONE

This page is intentionally left blank

REPORT TO ENVIRONMENT SCRUTINY COMMITTEE

REVIEW OF LED CONVERSION PROJECT

1. Introduction and Background

1.1 The Authority section has continued to implement a programme to convert sodium lanterns to LED lanterns as approved by Executive board on 27th July 2015. The programme was developed to deliver a targeted efficiency saving of £627,000 over a three year period.

1.2 The report to Executive Board set out that £401,000 of revenue savings would be achieved through converting the Sodium lamps to LED with a further £227,000 to be delivered from reduced maintenance, labour and plant costs.

1.3 Executive Board resolved:

1.3.1 That the Technical Services Department be authorised to prepare a business case to pursue the option of funding the capital investment required to deliver the “Converting sodium lanterns to LED lanterns” option savings over the next years to implement Phases 1-3 noted in the report, via the WAG “Invest to Save” fund.

1.3.2 That the Technical Services Department’s reserves (Fleet Management Reserve) be utilized to fund the capital works (up to £1.875m) required to deliver the PBB savings identified in Phase 1 and Phase 2 of the report, and that the Department continues to investigate alternative funding for Phase 3;

1.3.3 That the Public Lighting section fully implements measures to deliver the options for reducing maintenance, vehicle and labour costs noted in the report thus reducing its operational costs in order to meet its PBB targets;

1.3.4 That, should the proposals noted above fail to be delivered, then a programme of “de-commissioning” lights on the road networks be prepared by the Public Lighting section to achieve the required budget savings for the outstanding amount and report thereon be submitted in due course.

1.4 The capital investment required to fund delivery of the first phases of the programme was secured from a Wales Government Invest to Save Fund and reserves.

The programme was structured into three phases as set out in the Table One overleaf:

Table One

| Phase | Programme Detail | Capital Investment 000's £ | Forecast Revenue Savings £ |
|--------------|--|---------------------------------------|---------------------------------------|
| 1 | Convert 3,202 Lanterns to Dimmable LED | 925 | 119 |
| 2 | Convert 4,429 Lanterns to Dimmable LED | 950 | 153 |
| 3 | Convert 4,776 Lanterns to Dimmable LED | 1090 | 137 |
| Total | | 2,965 | 409 |

2.0 Progress

Funding for the programme was secured through a £1.4 million Invest to Save Loan and the balance from the reserves, as approved by Executive Board.

The original programme was reviewed and amended to exploit advancement in technology and improve efficiency during the installation phase. The detail is set out in Table Two below:

Table Two

| Phase | Original Detail | Progress | Capital Investment Incurred/Forecast 000's | Variation | Revenue Savings Realised/Forecast |
|--------------|---|---------------------------------|---|------------------|--|
| 1 | Convert 3,400 Lanterns to Dimmable LED | Converted 3,400 lamps | 586 | - 339 | 145 |
| 2 | Convert 2,945 Lanterns to Dimmable /high Wattage LED | Ready for Implementa tion | 697 | -- | 153 |
| 3 | Convert 6,074 Lanterns to Dimmable LED | Due for delivery in 18/19 | 1,158 | -- | 137 |
| Total | | | 2,441 | -339 | 435 |

Further savings of **£309,000** have also been realised from changes to the operational delivery in the areas of maintenance, vehicles, energy and labour. The total saving delivered to the end of Phase One is **£454,000**.

The saving delivered to the end of the current financial year is consistent with the budget profile as set out in Table Three below.

Table Three

| | 2015/16 £000's | 2016/17 £000's | 2017/18 £000's | 2018/19 £000's |
|--------------------|-------------------|-------------------|-------------------|-------------------|
| PBB Savings Target | 258 | 196 | 173 | 107 |
| Cumulative | 258 | 454 | 627 | 734 |

In terms of capital investment, the authority has drawn down £950,000 of an agreed invest to save loan of £1,400,000 and plans to draw down the full value of the loan by phase 3 of the programme.

The forecast savings moving forward are reliant on the Department continuing to sustain the efficiencies, the programme is subject to risk particularly with regards to energy costs. The programme will be reviewed following completion of Phase 2.

The project to date has been successful in delivering the efficiencies envisaged at the outset, a further review will be undertaken near to the completion of Phase 2 to determine if Phase 3 can be delivered in line with the original programme.

Conclusion and Recommendation.

Members are asked to consider and comment on the progress to date as set out in the report.

This page is intentionally left blank

ENVIRONMENTAL & PUBLIC PROTECTION SCRUTINY COMMITTEE 3RD MARCH 2017

CARMARTHENSHIRE COUNTY COUNCIL ENVIRONMENT ACT FORWARD PLAN

To consider and comment on the following issues:

To consider and comment on the Environment Act Forward Plan attached.

Reasons:

For Committee's Information

To be referred to the Executive Board / Council for decision: YES

Executive Board Member Portfolio Holder: Cllr. Pam Palmer (Community)

| | | |
|---|---|--|
| Directorate: Environment Name of Head of Service: LI Quelch Report Author: R Carmichael | Designations: Head of Planning Services Rural Conservation Manager | Tel Nos. / E-Mail Addresses: 01267 228918 LQuelch@carmarthenshire.gov.uk 01267 228727 RACarmichael@carmarthenshire.gov.uk |
|---|---|--|

EXECUTIVE SUMMARY

ENVIRONMENTAL & PUBLIC PROTECTION SCRUTINY 3RD MARCH 2017

Carmarthenshire County Council Environment Act Forward Plan

This report brings to the attention of the Committee the requirements under the Environment (Wales) Act 2016 that all public bodies 'must seek to maintain and enhance biodiversity in the proper exercise of their functions and in doing so promote the resilience of ecosystems'. This new duty is termed the Biodiversity and Resilience of Ecosystems Duty. It strengthens, and supersedes the Biodiversity Duty placed on public bodies under the Natural Environment and Rural Communities Act 2016.

The Act requires that all public authorities prepare an Environment Act Forward Plan detailing out how they intend to demonstrate that it will be complying with the Biodiversity and Resilience of Ecosystems Duty referred to in the Environment (Wales) Act 2016. The requirement that this Forward Plan be submitted to the Welsh Government by 31st March 2017 is set out in the legislation.

The draft Forward Plan for the Authority is attached for Committee's information and comment. The plan will be taken to the Executive Board.

In order to comply with the Environment (Wales) Act 2016 and the Biodiversity and Resilient Ecosystem Duty set out in the Act, CCC as a public body, needs to review its plans, policies and working methods, across all directorates, to ensure that that is fulfilling this new duty, namely to maintain and enhance biodiversity and to promote ecosystem resilience. Not only are public bodies required to publish their Environment Act Forward Plan, but they will be required, in 2019, to report on how they have met the Biodiversity and Resilient Ecosystem Duty. The intention in the legislation is that the duty to forward plan will ensure that biodiversity is considered at the decision making level, and the reporting duty will make public authorities more responsible for showing how their actions have helped enhance biodiversity and ecosystems.

Attached is CCC's first Forward Plan. It has been developed by and for the Environment Department through a series of workshops with both Heads of Service, and officers within four of its divisions, held in November and December 2016. Those attending were asked to review the activities for which they are responsible, and identify activities that had the potential to impact either positively or negatively on biodiversity. They were then asked to address, how, perhaps through changes in working practice, they could ensure compliance with the new Biodiversity and Ecosystem Resilience duty placed on public bodies by the Environment (Wales) Act 2016. The twelve key actions set out in the plan reflect these discussions, and have been circulated to Heads of Service, and all those that attended the workshops, prior to inclusion in this plan. The plan refers to twelve key actions that will be carried out to demonstrate how the Council is embedding biodiversity into its decision making and working practices.

Assuming that this proves to be a successful approach, similar workshops will be held for other CCC departments in 2017, with a view to developing further the Council's approach to demonstrating compliance with this new duty.

| | |
|----------------------------------|------------|
| DETAILED REPORT ATTACHED? | YES |
|----------------------------------|------------|

IMPLICATIONS

I confirm that other than those implications which have been agreed with the appropriate Directors / Heads of Service and are referred to in detail below, there are no other implications associated with this report.

Signed: L Quelch

Head of Planning

| Policy, Crime & Disorder and Equalities | Legal | Finance | ICT | Risk Management Issues | Staffing Implications | Physical Assets |
|---|-------|-----------|------|------------------------|-----------------------|-----------------|
| NONE | YES | YES/ NONE | NONE | YES | NONE | YES |

1. Policy, Crime & Disorder and Equalities

The plan is consistent with the Council's Community Strategy, and its Corporate Strategy, as it sets out how the Council will demonstrate, through its actions, that it is maintaining and enhancing the natural environment.

The Biodiversity Duty set out in the Environment Act is consistent with Sustainable Development. The Act states that the Councils has a duty to maintain and enhance biodiversity and promote ecosystem resilience where it is within the proper exercise of its functions.

2. Legal

The preparation of an Environment Act Forward Plan is a requirement placed on public bodies by the Part 1 Section 6 of the Environment (Wales) Act 2016. The Council's Environment Act Forward Plan must be submitted to the Welsh Government by 31st March 2017.

3. Finance

At this stage the financial implications of delivering the goals set out within the plan have not been calculated as the details of each action remains to be considered.

5. Risk Management

Failing to publish the Forward Plan would result in the authority being non-compliant with the duty placed on public bodies by the Environment (Wales) Act 2016.

6. Staffing Implications

The commitments of staff time in the Forward Plan are expected to be met within existing workloads.

7. Physical Assets

As a result of implementing goals set out in the Forward Plan there may well be implications for the way in which some Council owned properties are managed, in that greater emphasis may be placed on management that will maintain and enhance biodiversity and promote ecosystem resilience.

CONSULTATIONS

I confirm that the appropriate consultations have taken in place and the outcomes are as detailed below:

Signed: L Quelch

Head of Planning

1. Local Member(s) – N/A
2. Community / Town Councils – N/A
3. Relevant Partners – N/A
4. Staff Side Representatives and other Organisations – N/A

Section 100D Local Government Act, 1972 – Access to Information
List of Background Papers used in the preparation of this report:

THESE ARE DETAILED BELOW:

<http://www.legislation.gov.uk/anaw/2016/3/contents/enacted>

<https://www.biodiversitywales.org.uk/File/708/en-GB>

<http://gov.wales/docs/desh/publications/160321-biodiversity-and-resilience-of-ecosystems-duty-en.pdf>

Carmarthenshire County Council Forward Plan for Environment (Wales) Act 2016 2017–19

Date: January 2017

Contents

| | | Page |
|----------|--|-----------|
| | Biodiversity Champion Foreword | |
| | Director's Foreword | |
| 1 | Overview | 3 |
| 2 | Carmarthenshire's Natural Resources | 3 |
| 3 | Environment Act (Wales) 2016 | 5 |
| 4 | Strategic Context | 7 |
| 5 | Action plans | 11 |
| 6 | Appendices | 14 |

Biodiversity Champion Foreword

As Biodiversity Champion I believe that, consistent with the Environment(Wales) Act 2016, the implementation of this Forward Plan will initiate the process of placing biodiversity as a natural and integral part of policy and decision making within Carmarthenshire County Council , and will embed it in its plans, policies and projects and day-to-day activities. It is pleasing to see the strong links made between the Environment (Wales) Act and the Well-being of Future Generations (Wales) Act, and importance now placed on the natural environment by this legislation.

In Carmarthenshire we are aware of our rich and varied natural environment, of the many benefits it provide for us, and we take seriously our responsibilities to conserve this irreplaceable resource.

Sign Off

Director's Foreword

The Biodiversity and Resilience of Ecosystems Duty set out in the Environment (Wales) Act 2016 provides a clear direction for the protection of biodiversity and sustainable ecosystems which is to be welcomed. Whilst this presents challenges it also provides opportunities for the County Council to focus priority and resource to the enhancement of the varied, and in some cases unique, ecosystems within Carmarthenshire. I consider that this Forward Plan sets out a realistic approach for what can be achieved in the initial term, and sets a framework that will continue to be developed. We have identified how we will collaborate with colleagues across the authority to develop our understanding of biodiversity, and ensure that we embed in all our business and project development processes actions to actively seek opportunities to maintain and enhance our natural environment, and promote ecosystem resilience.

Sign Off

1. Overview

- This plan has been published to comply with the Authority's legal obligation within the Environment (Wales) Act 2016. Under this Act all public bodies 'must seek to maintain and enhance biodiversity in the proper exercise of their functions and in doing so promote the resilience of ecosystems'.
- The Authority is required to prepare and publish a plan on how they intend to comply with this Biodiversity and Resilience of Ecosystems Duty.
- A healthy natural environment helps society and the economy flourish. Our natural resources and ecosystems can help us in many ways: to reduce flooding, improve air quality and supply materials for construction. They also provide a home for a variety of wildlife, and give us landscapes we value in Carmarthenshire, encouraging people to live in and visit the county.
- It is well established now however, our natural resources are coming under increasing pressure from a variety of causes. A poorly managed natural environment increases the long-term risks to our wellbeing. Improving Wales' management of natural resources means that we will be better able to tackle these challenges. We need to look after our natural resources and ecosystems so they can continue to deliver us all the benefits they provide us. Any decisions we must consider the impacts on the natural environment and explore the potential to enhance its resilience.

In this plan the Authority will:

- Outline Carmarthenshire's natural resources, why they are so important and some of the activities already underway to protect them.
- Explain the legislative background and national and local policy and plan context to this report
- Set out how action plans are/will be developed
- Provide detailed actions to be achieved with milestones for reporting

2. Carmarthenshire's Natural Resources

What is biodiversity?

Biodiversity is the variety of life on Earth. It includes all living plants and animals (including humans), their genetic variation and the ecosystems on which they depend. Biodiversity is everywhere: in gardens, fields, hedgerows, mountains, rivers and in the sea. Biodiversity represents quality of life. It gives pleasure, interest and an appreciation of our natural environment.

Why biodiversity matters?

The natural environment of Wales supports the huge variety of wildlife that lives here. But we must remember that biodiversity also sustains our lives. A healthy natural environment is a vital part of a sustainable and robust society in Wales. Wildlife provides us with pleasure, inspiration and attractive communities.

Carmarthenshire's natural environment matters to us all - in many different ways. Although it is not always obvious, biodiversity provides us with many of the things that sustain our lives, through a number of important services:

- Provisioning - providing food (wheat, fish, etc.), fuel (timber, coal), fresh water, medicine, textiles.
- Regulating - disposing of pollutants, controlling floods, absorbing carbon dioxide (greenhouse gases), stopping erosion.
- Cultural – beautiful landscapes, a sense of place, recreation and tourism, inspiration and investigation from schoolchildren to scientists.
- Supporting - maintaining soils and plant growth.

For more information visit the [Wales Biodiversity Partnership](#) website.

Biodiversity matters for a whole variety of reasons: ethically, emotionally, environmentally and economically. It is at the very foundation of our society and the basis of our economic success and wellbeing.

A lot of these services we get for free! The cost of replacing these (if possible) would be extremely expensive. For example, bees are vital to our economy – they pollinate many of our crops such as strawberries and apples as well as animal fodder crops such as clover. It would cost UK farmers £1.8 billion a year to pollinate their crops without bees (WG Bee friendly Action Guide).

The underlying geology, the geography and hydrology of the county allow many important ecosystem services to work and improve our lives. Some examples:

- Peatland – peat soils capture and store atmospheric carbon dioxide which can be held in the soil permanently when the soil is in good condition.
- Saltmarsh on the coast – helps dissipate wave action and high tides to prevent flooding and erosion.
- Floodplains in the valleys – help dissipate water at high rainfall preventing flooding downriver.
- Species rich grasslands – provide essential habitat and connectivity for pollinators and food for livestock. Damp grasslands act like sponges, storing and slowly releasing water.
- Woodlands – help clean the air of pollutants, provide oxygen and timber products.

The varied habitats also bring job opportunities, particularly in the tourism sector where Carmarthenshire is well known for its magnificent coastline, for its forests for mountain biking and its uplands for walking.

There are a number of sites within Carmarthenshire that have been designated for nature conservation including local, national and international designations. These special habitats support some wildlife nationally important species such as the marsh fritillary butterfly, water vole and red squirrel.

The [Carmarthenshire Local Biodiversity Action Plan](#) (LBAP) focuses on local action that meets the objectives for each habitat and species within the plan.

How our natural resources support the seven well-being goals (from State of Natural Resources Report)

A prosperous Wales

Natural resources provide opportunities for employment and economic activity. For example, wildlife and outdoor activity tourism to Wales provides around 206,000 jobs and is estimated to be worth £6.2 billion. In 2013, over 3.5 million visitors to our coastline brought £602 million to the economy, with growth predicted at 10%. Wales' three National Parks attract 12 million visitors every year who spend £1 billion on goods and services.

| | |
|--|--|
| <i>A resilient Wales</i> | Biodiversity, mountains, moorlands and heaths, semi-natural grasslands, woodlands, urban greenspaces, rivers, streams, lakes and wetlands, coastline, and marine ecosystems all contribute to supporting Wales' ability to adapt to climate change. |
| <i>A healthier Wales</i> | Natural resources make a significant contribution to the physical health and mental well-being of people in Wales. For example, trees help to absorb pollutants and improve air quality, which if poor can impact on people's health. Access to nature and greenspace has positive impacts on physical and mental health. |
| <i>A more equal Wales</i> | Equal access to ecosystems providing cultural services contribute to equality in Wales. We want to minimise negative and maximise positive impacts for everyone. At present, access is not equally distributed (for example, not everyone lives close to greenspace, and some people live in areas with better air quality than others.) |
| <i>A Wales of cohesive communities</i> | Involving communities in the management of their local parks and woodlands has been shown to improve community cohesion and reduce anti-social behaviour. |
| <i>A Wales of vibrant culture and thriving Welsh Language</i> | Landscapes have played a significant role in the development of distinct cultural practices, such as local building techniques relying on local materials, along with locally specific art and literature. |
| <i>A globally responsible Wales</i> | The environment supplies all our material resources but we must ensure that we use only our fair share. |

3. Environment Act (Wales) 2016

The Environment (Wales) Act became law on 21st March 2016. It puts in place legislation to enable Wales' resources to be managed in a more proactive, sustainable and joined up manner and to establish the legislative framework necessary to tackle climate change. The Act supports the Welsh Government's wider remit under the Well-being of Future Generations (Wales) Act 2015 (WFG Act, see below), so that Wales benefits from a prosperous economy, a healthy and resilient environment and vibrant, cohesive communities.

The Biodiversity and Resilience of Ecosystems Duty

Section 6 of the Act requires that all **public authorities** 'must seek to maintain and enhance biodiversity in the exercise of functions in relation to Wales, and in so doing promote the resilience of ecosystems, so far as consistent with the proper exercise of those functions'.

The duty replaces the Section 40 duty in the Natural Environment and Rural Communities Act 2006 (NERC Act 2006), in relation to Wales, and applies to those authorities that fell within the previous duty. The duty came into force May 2016.

See Appendix 1 for more detail.

The intention is to ensure that in carrying out their functions, public authorities will:

- Place biodiversity as a natural and integral part of policy and decision making within public bodies, embedding it in its plans, policies and projects and day-to-day activities.
- Address biodiversity decline, through positive actions that will result in maintenance or enhancement of our biodiversity
- Develop ecosystem resilience through maintaining and enhancing biodiversity

A resilient ecosystem is one that is healthy and functions in a way that is able to address pressures and demands placed on it, and is able to deliver benefits over the long term to meet current social, economic and environmental needs. Our ecosystems provide us with a wide range of services and benefits. We need to take **all** of these into account when we make decisions about how we use them, so that they provide multiple benefits for the long term. This includes taking into account their intrinsic value.

It is part of a wider delivery framework for the sustainable management of natural resources (Appendix 2).

Biodiversity Lists

Welsh Government (after consultation with NRW) must prepare and publish a list of species and habitats which in their opinion are of principal importance for the purpose of maintaining and enhancing biodiversity in relation to Wales ('Section 7 list'). Public bodies must take all reasonable steps to maintain and enhance the living organisms and types of habitat included on this list. This replaces the list created under Section 42 of the NERC duty. The species and habitats on this list that occur in Carmarthenshire can be found [here](#).

Forward Planning and Reporting

Unlike the previous duty provision the new duty requires formal demonstration of compliance. The Authority is, therefore, required by the Act to prepare and publish a plan setting out how it intends to comply with the duty. While the Act does not set a timescale for this, guidance from Welsh Government expect it to be produced by March 2017. By the end of 2019 the Authority is required by the Act to publish a report on what it has done to comply with the duty, this is then required to be reported every 3 years.

However, as Carmarthenshire County Council falls under the WFG Act it can:

- use its statement on Well-being Objectives to state how it plans to deliver the Biodiversity Duty.
- report on how it will meet the Biodiversity Duty via the annual review of the Well-being Objectives.

Nature Recovery Action Plan

The Welsh Government launched its own [Nature Recovery Action Plan](#) (NRAP), which sets out its commitment to biodiversity in Wales, the issues we need to address, and the objectives for action to show how in Wales, we can address the underlying causes of biodiversity loss. Specifically by:

- Putting nature at the heart of decision-making
- Increasing the resilience of our natural environment
- Taking specific action for habitats and species

It sets out how Wales will deliver the commitments of the Convention on Biological Diversity and the EU Biodiversity Strategy to halt the decline in our biodiversity by 2020 and then reverse that decline. The ambition of the plan is: *To reverse the decline in biodiversity, for its intrinsic value, and to ensure lasting benefits to society.*

It also sets out how current and proposed actions for biodiversity, through the Environment (Wales) Act 2016 and the WFG Act

By adopting and applying the NRAP objectives, when carrying out their functions, public authorities can ensure that they comply with the new duty.

This approach will also help public authorities meet their obligations under the WFG Act, in particular to meet the Resilient Wales goal, as well as many of the other goals. Appendix 4 suggests ways in which the authority action could meet these objectives (from WG guidance).

The NRAP objectives are:

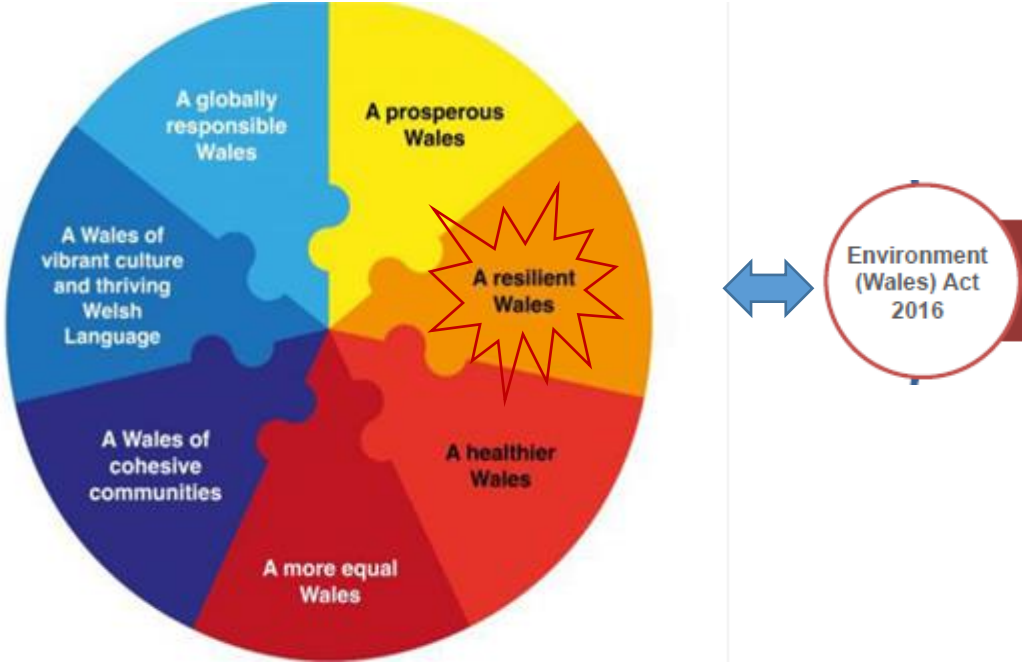
- 1 Engage and support participation and understanding to embed biodiversity throughout decision making at all levels.

| | |
|---|--|
| 2 | Safeguard species and habitats of principal importance and improve their management |
| 3 | Increase the resilience of our natural environment by restoring degraded habitats and habitat creation |
| 4 | Tackle key pressures on species and habitats |
| 5 | Improve our evidence, understanding and monitoring |
| 6 | Put in place a framework of governance and support for delivery |

4. Strategic context

4.1 Well-being of Future Generations (Wales) Act 2015

The Well-being of Future Generations (Wales) Act 2015 (WFG Act) puts in place a stronger, more coherent sustainable development framework for Wales through a set of seven well-being goals (Appendix 4), a sustainable development principle, and a strong duty for all public bodies to carry out sustainable development, reflecting the need to improve the economic, social, environmental and cultural well-being of Wales. The Environment (Wales) Act 2016 complements the WFG Act.



- As part of the WGF Act individual Public Bodies must prepare and publish well-being objectives based on the well-being goals alongside a statement about the well-being objectives by 31 March 2017.
- With regard to the ‘Resilient Wales’ goal, the Act requires public bodies to set objectives to achieve a ‘biodiverse natural environment with healthy functioning ecosystems’. This must be considered within the context of all the goals being integrated, i.e. the fact that biodiversity contributes to our economy and health and well-being, etc.

The Sustainable Development Principle and the Five Ways of Working

The WFG Act sets out five ways of working public bodies must adhere to in order to demonstrate how they are meeting their duty. Any plan/project must now demonstrate that they are following these ways of working.

| |
|--|
| Looking at the long term so that we do not compromise the ability of future generations to meet their own needs |
| Understanding the root causes of the issues to prevent them reoccurring |

| |
|---|
| Taking an integrated approach so that we look at all well- being goals and objectives of other services and partners |
| Collaboration - working with others in a collaborative way to find shared sustainable solutions |
| Involvement - ensuring a diversity of the population is involved in decisions that affect them |

4.2 Council Plans and Policies that link to Environment Act (Wales) 2016

- **The County of Carmarthenshire's Well-being Plan** – To be published by May 2018
- **Carmarthenshire County Council's Well-being Objectives** - To be published by March 2017
- **Carmarthenshire's Corporate Strategy 2015–20** – To be revised following May 2017 elections
- In September 2015 the Council published its Corporate Strategy and outlined its key areas of focus across seven outcome areas.
- In particular the embedding of the Environment Act supports the following focus points:

| Corporate Strategic Expected Outcomes and Strategic Focus | | Support |
|--|---|---------|
| | | ✓ |
| Making Better Use of Resources | | |
| 3 | Investigating and developing new ways of working and providing services | ✓ |
| | Improved public satisfaction levels with the services provided by the Council | |
| Building a Better Council | | |
| 10 | Increasing collaboration with our partners and communities in order support the delivery of services | ✓ |
| People in Carmarthenshire are healthier | | |
| 19 | Getting more Carmarthenshire people more (physically and creatively) active, more often in order to improve the health and well-being of our residents. | ✓ |
| | Increased use of leisure facilities | |
| People in Carmarthenshire fulfil their learning potential | | |
| 21 | Successfully introducing and translating the new national curriculum and qualifications into an inspiring and engaging local curriculum | ✓ |
| People who live, work and visit Carmarthenshire are safe and feel safer | | |
| 32 | Reducing anti-social behaviour by working in partnership with other agencies and communities to tackle local problems | ✓ |
| Carmarthenshire's communities and environment are sustainable | | |
| 34 | Enhancing and utilising our rich natural environment whilst at the same time adapting to future needs as a result of climate change | ✓ |
| 35 | Supporting resilience with our rural and urban communities | |
| Carmarthenshire has a stronger and more prosperous economy | | |
| 39 | Developing training and learning opportunities for local people | ✓ |

• Service Specific Plans and Strategies

Environment

Local Development Plan
 Local Biodiversity Action Plan
 Flood Risk Management Plan
 Corporate Asset Management Plan (AMP)
 Service Asset Management Plans (SAMPs)
 Rights of Way Improvement Plan
 Highway assets management Plan
 Integrated Network Plan
 Carmarthenshire Cycling Strategy
 Safe Routes to School

| |
|---------------------------------|
| Chief Executive |
| |
| |
| Communities |
| |
| Corporate Services |
| |
| Education & Children |
| |
| |

5. Forward Plan – Divisional Actions

How the action plan was developed

This first action plan has been developed by and for the Environment Department through a series of workshops with both Heads of Service and colleagues within four of its divisions in late November and December 2016. Those attending were asked to review the activities for which they are responsible, and identify which of these had the potential to impact on biodiversity and where there are opportunities to address, through a change in working practice, the new Biodiversity and Ecosystem Resilience duty placed on public bodies by the Environment (Wales) Act 2016. The goals set out below reflect these discussions, and have been circulated to Heads of Service and all those that attended the workshops prior to inclusion in this plan. Assuming that this proves to be a successful approach, similar workshops will be carried out with other CCC departments in 2017.

What we are doing already

Planning Service promotes the environmental policies set out within the LDP and SPG
 Local Biodiversity Action Plan Partnership – provides regular liaison between environmental organisation working in Carmarthenshire to achieve shared goals
 Verges managed with advice from Biodiversity Officer
 Creation of uncut areas in public parks and other areas e.g. St David's Park
 Replanting of trees lost through age / disease e.g. St David's Park
 Habitat surveys for developments on CCC owned land including bats / water voles / otters / invertebrates
 Creation of habitat and wildlife areas in school grounds
 Dedication and management of wildlife habitats as mitigation for development projects e.g. Cross Hands West / Burry Port Regeneration / Cross Hands Link Road
 Supporting agri-environment schemes and woodland management schemes on CCC's rural estate
 Coed Cymru - promoting management and conservation of Carmarthenshire's woodlands
 Country Parks – providing natural green space for the public
 Shoreline Management Plan

Environment Act Workshop schedule

| Department | Division | Workshop? | Goal agreed? | Comments |
|---------------------------------|-------------------------------------|-----------|--------------|----------|
| Chief Executive | Administration & Law | | | |
| | People Management | | | |
| | Regeneration & Policy | | | |
| Communities | Business Support & Service Imp. | | | |
| | Commissioning | | | |
| | Housing & Public Protection | | | |
| | Integrated Services | | | |
| | Leisure | | | |
| | Mental Health & Learning Disability | | | |
| Corporate Services | Audit, Risk & Procurement | | | |
| | Financial Services | | | |
| | ICT | | | |
| | Revenue Services | | | |
| Education & Children | Children's Services | | | |
| | Education Services | | | |
| | Strategic Development | | | |
| Environment | Planning | ✓ | | |
| | Policy & Performance | | | |
| | Property | ✓ | | |
| | Transport & Highways | ✓ | | |
| | Waste & Environmental Services | ✓ | | |

| Ref | <div>Divisions: Planning (PL)</div> <div>Property (PR)</div> <div>Transport & Highways (TH)</div> <div>Waste & Environmental Services (WES)</div> <div>With Key Actions and Key Outcome Measures</div> | | | | | | | | | | By When | By Who |
|----------------|---|-------------------------------------|-------------------------------|-----------------------------|-----------------------------|-----------------------------|----------------|-----------------|------------------|--------------------|------------------|--|
| | Key Actions (Service Priorities) | | | | | | | | | | | |
| 1 PL | Undertake workshops with relevant Divisions in other CCC Departments to generate an action for these Divisions to incorporate into the Forward Plan in 2018 | | | | | | | | | | April 2018 | Isabel Macho Rosie Carmichael |
| | 1 Integration into decision making/policy | 2 Safeguard species and habitats | 3 Restore/ Create habitats | 4 Tackling key pressures | 5 Improving our evidence | 6. Governance and policy | A Long Term | B Prevention | C Integration | D Collaboration | E Involvement | |
| 2 PL | Produce guidance notes on protected species for use by colleagues to ensure that we work within the legislation with regard to protected species and to be consistent with our duty under the Environment Act 2016 | | | | | | | | | | Feb 2017 | Isabel Macho |
| | 1 Integration into decision making/policy | 2 Safeguard species and habitats | 3 Restore/ Create habitats | 4 Tackling key pressures | 5 Improving our evidence | 6. Governance and policy | A Long Term | B Prevention | C Integration | D Collaboration | E Involvement | |
| 3 PL | Review the Local Biodiversity Action Plan for Carmarthenshire in light of the new legislation and guidance | | | | | | | | | | Mar 2018 | Isabel Macho |
| | 1 Integration into decision making/policy | 2 Safeguard species and habitats | 3 Restore/ Create habitats | 4 Tackling key pressures | 5 Improving our evidence | 6. Governance and policy | A Long Term | B Prevention | C Integration | D Collaboration | E Involvement | |
| 4 PL | The Planning Division will develop a consistent approach to ensuring that biodiversity is maintained and enhanced, and that ecosystem resilience is promoted as part of the planning system and also within its Conservation, Minerals and Building Control activities. In 2017/18 this will be promoted through training and workshops for staff, and also for external partners – agents, developers and ecologist. Training will make reference to CCC's published policies and Biodiversity Supplementary Planning Guidance, and also to the British Standard - Biodiversity - Code of Practice for planning and development (2013) | | | | | | | | | | | L Quetch/ J Edwards/H Towns Llewelyn/R carmichael |
| | 1 Integration into decision making/policy | 2 Safeguard species and habitats | 3 Restore/ Create habitats | 4 Tackling key pressures | 5 Improving our evidence | 6. Governance and policy | A Long Term | B Prevention | C Integration | D Collaboration | E Involvement | |
| 5 PL TH | Environment Department to deliver an integrated and long term approach to the implementation of projects on the Llanelli Levels. Identify and work with partners and stakeholders e.g. Network Rail, Wildfowl and Wetlands Trust, Wildlife Trust, local communities. | | | | | | | | | | | D King/ I Macho/ R Williams |
| | 1 Integration into decision making/policy | 2 Safeguard species and habitats | 3 Restore/ Create habitats | 4 Tackling key pressures | 5 Improving our evidence | 6. Governance and policy | A Long Term | B Prevention | C Integration | D Collaboration | E Involvement | |
| 6 TH | Verge Cutting - Continue to implement policy, deliver annual tool box talk and make provision for late cut verges. | | | | | | | | | | On-going | Darren King |
| | 1 Integration into decision making/policy | 2 Safeguard species and habitats | 3 Restore/ Create habitats | 4 Tackling key pressures | 5 Improving our evidence | 6. Governance and policy | A Long Term | B Prevention | C Integration | D Collaboration | E Involvement | |
| 7 TH | Transport and Highways – plans and policies | | | | | | | | | | | |

| | | | |
|---------------|---|------------------|---|
| | <ul style="list-style-type: none"> The review of Rights Of Way Improvement Plan will address new duties placed on LAs under this Act. The review will be completed in 2018 The Highway Asset Management Plan that is being developed will address the LAs responsibilities under this new Act. Highway Asset Management Plan to be completed by October 2018 as recommended by Well Managed Highways Code of Practice. CF Integrated Network Plans are produced for the larger settlements in Carmarthenshire each year. H and T to review these plans with Rural Conservation Section, and in particular the contribution PROWs, and other off road routes are making to ecological resilience, in terms of the habitats alongside these routes. Review the management of routes that have biodiversity interest. Next review of INM to be completed and submitted to WG by November 2017. Carmarthenshire Cycling Strategy (currently in draft) Rural Conservation will be consulted on this plan to assess whether it creates opportunities for managing and enhancing biodiversity and promoting ecological resilience. Consultation with Rural Conservation in mid Jan 2017. Safe Routes to School - As a pilot project for schemes to be implemented in 2018/19 proposals for SRTs will be passed to the Rural Conservation Section when they are received by Highways. An assessment of the likely impacts on biodiversity and ecosystem resilience, if any will be assessed, and these issues will then be addressed from the outset in terms of the design of the scheme. The assessment is likely to be a desk exercise using aerial photos etc. and biological records, with a site visit where there are particular concerns if considered necessary or appropriate. Proposals made in Sept - Dec 2017, to be implemented in 2018, will be submitted to Rural Conservation Section for ecological appraisal prior to developing details of the schemes. Tywi Valley Cycle way Ffairfach to Nantgaredig will form a planning application. As part of the development of the scheme, and so as to inform the development of the design, the Rural Conservation Section will review the possible impact of the cycle way on biodiversity and ecosystem resilience and comment on initial scoping report and feedback from initial walkover surveys (already completed). Opportunities that the scheme could deliver for promoting ecosystem resilience, and enhancing biodiversity will be explored. This assessment should be done in order to inform the design process rather than as part of the planning process. Project team (BJ/SC as lead) to discuss initial proposals in January 2017. IM/ RC to respond by mid-February 2017. Output – development of a plan that addresses ecological concerns raised through this process. | 2018 | Caroline Ferguson |
| | | Oct 2018 | |
| | | Nov 2017 | Simon Charles |
| | | Jan 2017 | Simon Charles |
| | | Dec 17/ Jan 2018 | Simon Charles/ Isabel Macho/Rosie Carmichael |
| | | Feb 2017 | Brian Jenkins/Simon Charles Isabel Macho/Rosie Carmichael |
| 8 TH PR | <p>Commissioning of ecological surveys - In order to demonstrate that CCC is embedding biodiversity into its ways of thinking, in-house ecological surveyors and consultants appointed by Highways and Transportation and Property will be asked to consider, when assessing a site or a building, issues relating to ecosystem resilience. This information will help to establish a preferred option, and will inform mitigation and enhancement proposals. This approach is also referred to in CCC's Biodiversity Supplementary Planning Guidance, so it is something that will be considered should a site go forwards as a planning application. This is another reason for addressing biodiversity and ecological resilience at the very outset when developing the design of a scheme. Framework Service Briefs to include specific reference to Environment Act and 'ecosystem resilience'.</p> | On-going | Brian Jenkins – T&H Hywel Harries - Prop |
| | | | |

| | | | | | | | | | | | | | | |
|--|---|--|---------------------------------------|-------------------------------|-----------------------------|-----------------------------|-----------------------------|------------------|--------------------|------------------|--------------------|------------------|--|--|
| 9 PR | Sites that are being retained - Carry out biodiversity assessments of these sites and identify both the biodiversity they support and the contribution that they make to ecosystem resilience. Review management of these sites. Lead: Stephen Morgan – Property – as part of ongoing support for all Divisions undertaking Service Asset Management Plans | On-going | Stephen Morgan | | | | | | | | | | | |
| | <table><tr><td>1 Integration into decision making/policy</td><td>2 Safeguard species and habitats</td><td>3 Restore/ Create habitats</td><td>4 Tackling key pressures</td><td>5 Improving our evidence</td><td>6. Governance and policy</td><td>A Long Term</td><td>B Prevention</td><td>C Integration</td><td>D Collaboration</td><td>E Involvement</td></tr></table> | 1 Integration into decision making/policy | 2 Safeguard species and habitats | 3 Restore/ Create habitats | 4 Tackling key pressures | 5 Improving our evidence | 6. Governance and policy | A Long Term | B Prevention | C Integration | D Collaboration | E Involvement | | |
| 1 Integration into decision making/policy | 2 Safeguard species and habitats | 3 Restore/ Create habitats | 4 Tackling key pressures | 5 Improving our evidence | 6. Governance and policy | A Long Term | B Prevention | C Integration | D Collaboration | E Involvement | | | | |
| 10 WES | Flood Defence - Develop working methods that address biodiversity issues. Build these into method statements for work being done at individual sites. Develop procedure that will ensure that contractors carrying out works on site are aware of the site’s biodiversity interest, of its biodiversity constraints and of the required method statement for the work being undertaken. Review training needs for officers and contractors and provide training needs | June 2017 | Rhys Williams with Isabel Macho | | | | | | | | | | | |
| | <table><tr><td>1 Integration into decision making/policy</td><td>2 Safeguard species and habitats</td><td>3 Restore/ Create habitats</td><td>4 Tackling key pressures</td><td>5 Improving our evidence</td><td>6. Governance and policy</td><td>A Long Term</td><td>B Prevention</td><td>C Integration</td><td>D Collaboration</td><td>E Involvement</td></tr></table> | 1 Integration into decision making/policy | 2 Safeguard species and habitats | 3 Restore/ Create habitats | 4 Tackling key pressures | 5 Improving our evidence | 6. Governance and policy | A Long Term | B Prevention | C Integration | D Collaboration | E Involvement | | |
| 1 Integration into decision making/policy | 2 Safeguard species and habitats | 3 Restore/ Create habitats | 4 Tackling key pressures | 5 Improving our evidence | 6. Governance and policy | A Long Term | B Prevention | C Integration | D Collaboration | E Involvement | | | | |
| 11 WES | Pride in your place - provide links to suitable sources of biodiversity information that can be added to Pride in your place web page. Jan 2017 | Jan 17 | I Macho/ K Fulham/ B Maeford | | | | | | | | | | | |
| | <table><tr><td>1 Integration into decision making/policy</td><td>2 Safeguard species and habitats</td><td>3 Restore/ Create habitats</td><td>4 Tackling key pressures</td><td>5 Improving our evidence</td><td>6. Governance and policy</td><td>A Long Term</td><td>B Prevention</td><td>C Integration</td><td>D Collaboration</td><td>E Involvement</td></tr></table> | 1 Integration into decision making/policy | 2 Safeguard species and habitats | 3 Restore/ Create habitats | 4 Tackling key pressures | 5 Improving our evidence | 6. Governance and policy | A Long Term | B Prevention | C Integration | D Collaboration | E Involvement | | |
| 1 Integration into decision making/policy | 2 Safeguard species and habitats | 3 Restore/ Create habitats | 4 Tackling key pressures | 5 Improving our evidence | 6. Governance and policy | A Long Term | B Prevention | C Integration | D Collaboration | E Involvement | | | | |
| 12 WES | Management of land managed by the division e.g. Wern Ddu and Ammanford Cemetery. Carry out biodiversity assessments of sites managed by the division, and include an assessment of the contribution these sites to make to ecosystem resilience. In the light of these assessments and where appropriate develop management plans for these sites that will protect and enhance biodiversity and promote ecosystem resilience. Ammanford Cemetery will be assessed by May 2017. Biological recording of Wern Ddu has already started. | On-going | Diane Thomas/Isabel Macho/Rhys Davies | | | | | | | | | | | |
| | <table><tr><td>1 Integration into decision making/policy</td><td>2 Safeguard species and habitats</td><td>3 Restore/ Create habitats</td><td>4 Tackling key pressures</td><td>5 Improving our evidence</td><td>6. Governance and policy</td><td>A Long Term</td><td>B Prevention</td><td>C Integration</td><td>D Collaboration</td><td>E Involvement</td></tr></table> | 1 Integration into decision making/policy | 2 Safeguard species and habitats | 3 Restore/ Create habitats | 4 Tackling key pressures | 5 Improving our evidence | 6. Governance and policy | A Long Term | B Prevention | C Integration | D Collaboration | E Involvement | | |
| 1 Integration into decision making/policy | 2 Safeguard species and habitats | 3 Restore/ Create habitats | 4 Tackling key pressures | 5 Improving our evidence | 6. Governance and policy | A Long Term | B Prevention | C Integration | D Collaboration | E Involvement | | | | |

The Biodiversity and Resilience of Ecosystems Duty

The new Biodiversity Duty replaces Section 40 of the Natural Environment and Rural Communities Act 2006 in Wales whereby public authorities had a duty to ‘have regard to the conservation of biodiversity’ in the exercise of their functions.

- (1) A public authority must seek to maintain and enhance biodiversity in the exercise of functions in relation to Wales, and in so doing promote the resilience of ecosystems, so far as consistent with the proper exercise of those functions.
- (2) In complying with subsection (1), a public authority must take account of the resilience of ecosystems, in particular the following aspects—
 - (a) diversity between and within ecosystems;
 - (b) the connections between and within ecosystems;
 - (c) the scale of ecosystems;
 - (d) the condition of ecosystems (including their structure and functioning);
 - (e) the adaptability of ecosystems.
- (3) Subsection (1) does not apply to—
 - (a) the exercise of a function by Her Majesty’s Revenue and Customs, or
 - (b) the exercise of a judicial function of a court or tribunal.
- (4) In complying with subsection (1)—
 - (a) the Welsh Ministers, the First Minister for Wales, the Counsel General to the Welsh Government, a Minister of the Crown and a government department must have regard to the United Nations Environmental Programme Convention on Biological Diversity of 1992, and
 - (b) any other public authority must have regard to any guidance given to it by the Welsh Ministers.
- (5) In complying with subsection (1), a public authority other than a Minister of the Crown or government department must have regard to—
 - (a) the list published under section 7;
 - (b) the state of natural resources report published under section 8;
 - (c) any area statement published under section 11 for an area that includes all or part of an area in relation to which the authority exercises functions.

“Biodiversity” means the diversity of living organisms, whether at the genetic, species or ecosystem level

The intention is to ensure that in carrying out their functions, public authorities will help to reverse biodiversity decline but also to assist in the delivery of sustainable management of natural resources by contributing to the resilience of ecosystems.

Forward planning and Reporting

- (6) A public authority other than a Minister of the Crown or government department must prepare and publish a plan setting out what it proposes to do to comply with subsection (1).
- (7) A public authority must, before the end of 2019 and before the end of every third year after 2019, publish a report on what it has done to comply with subsection (1).
- (8) A public authority that has published a plan under subsection (6)—
 - (a) must review the plan in the light of each report that it publishes under subsection (7), and

(b) may revise the plan at any time.

Explanation

The duty requires that public authorities '*must seek to maintain and enhance biodiversity in the proper exercise of their functions and in doing so promote the resilience of ecosystems*

- Biodiversity – the variety of species and habitats found in the county.
- Ecosystem – communities of plants and animals, together with the non-living physical characteristics of their environment (e.g. geology, soil and climate) interlinked together as an ecological system through nutrient flows and energy cycles.

e.g. woodlands, grasslands, freshwater

What is ecosystem resilience?

- Diversity of species and habitats within and between ecosystems
- Size and extent of the ecosystem. The greater the extent of an ecosystem the more able it will be able to cope with disturbance, e.g. the larger the area of habitat is the larger population of a species it can support – ditches in Llanelli area and water voles, so they are less likely to become extinct and the more genetically diverse they will be.
- Condition of the ecosystem. If an ecosystem is in poor condition it will be stressed and reduced capacity to resist, recover or adapt to new disturbances or to deliver ecosystem services.
- Connection and linkages between and within ecosystems. This usually applies to movement of organisms – from foraging to dispersal of seeds and genes, adjustment to climate change. Also with regard to natural processes, e.g. water cycling within a landscape. Good connectivity allows ecosystems to recover from disturbance more easily. Connectivity can be reduced through habitat loss and fragmentation.
- Adaptability to change (e.g. climate change). A vital part of resilience allowing ecosystems to adapt to change, climate change. All the other elements of resilience are the basis of allowing adaptation to happen.

Appendix 2

The Environment Act is part of a wider delivery framework for the sustainable management of natural resources.

- [State of Natural Resources Report](#) (SoNaRR) – has been produced by Natural Resources Wales (NRW). The report sets out the state of Wales' natural resources. It assesses the extent to which natural resources in Wales are being sustainably managed, and recommends a proactive approach to building resilience. And - for the first time – the report links the resilience of Welsh natural resources to the well-being of the people of Wales. NRW consider how pressures on Wales' natural resources are resulting in risks and threats to long-term social, cultural, environmental and economic well-being, as set out in the WFG 2015. It looks at the key issues, as well as opportunities for integrated solutions that provide multiple benefits. SoNaRR **will underpin the,**

- A [Natural Resources Policy](#) (NRP) – will be produced by Welsh Government, which will set out will set out the priorities for sustainable management of natural resources at a national level. The priorities in the NRP will be delivered at a **local level through,**

- **Area Statements** – to be produced by **NRW** in order to facilitate the implementation of the NRP. Area statements will set out the key risks that need to be carefully managed and mitigated and the key

opportunities and priorities for the sustainable use of natural resources at an area level. These will be produced between May 2017 and December 2019.

Appendix 3

| | NRP objectives | |
|---|--|---|
| 1 | Engage and support participation and understanding to embed biodiversity throughout decision making at all levels. | <ul style="list-style-type: none"> • Forward plan and implement management schemes and practises that enhance biodiversity, e.g. beneficial cutting to encourage wild flowers and pollinators, use of native trees and plants, reduce the use of herbicides, pesticides and water and avoid the use of peat. • Encourage officers to think how their roles link with biodiversity and provide specialist training if needed. • Take account of the links between biodiversity and your organisations wider functions such as; land management, waste management, building maintenance and energy consumption. • Work with your partner organisations to promote biodiversity. • Increase access to, awareness of and involvement in biodiversity, e.g. involve local communities in your work. • Promote the benefits of access to biodiversity in the delivery of services to the public such as social care, community development, health, and recreation. |
| 2 | Safeguard species and habitats of principal importance and improve their management | <ul style="list-style-type: none"> • Protect and enhance biodiversity on your own land and land that you manage. • Think about new site or new building designs that can provide benefits for biodiversity, e.g. are their opportunities to provide wildlife habitats / shelter, green walls and brown and green roofs, reduce energy consumption and improve drainage systems • Maximise opportunities to raise awareness of biodiversity through your work with your partners and the public, e.g. through the provision of advice to the business community, run a biodiversity award scheme, organise local community biodiversity events etc. • Explore ways you can both save money and benefit biodiversity, e.g. where biodiversity benefits from less intensive land management such as a reduced mowing regime, a reduction in the use of artificial fertiliser, using woody waste as habitat piles etc. |
| 3 | Increase the resilience of our natural environment by restoring degraded habitats and habitat creation | <ul style="list-style-type: none"> • Understand your local biodiversity you have and how it can be enhanced; undertake surveys, seek expert advice, use your Local Environment Record Centres etc. |

| | | |
|---|---|---|
| | | <ul style="list-style-type: none"> • Use the best information to ensure sensitive species and habitats are not adversely affected by the work you do or intend to do and that appropriate enhancement action is taken. • Make the most of external funding opportunities; explore which funding options may be available to you , e.g. Glastir and Glastir woodlands, landfill and aggregates tax schemes, the Heritage Lottery and Big Lottery Funds, EU LIFE Fund. |
| 4 | Tackle key pressures on species and habitats | <ul style="list-style-type: none"> • Help the people you work with get the best biodiversity support, e.g. signpost to other organisations and bodies that can help (Welsh Government, Natural Resources Wales, wildlife organisations, farming unions, etc) • Make the most of your existing resources; think about what you have and what can be achieved. • Harness the energy of volunteers and your local communities; much is achieved for biodiversity by volunteers and local communities conservation of biodiversity in their area; get involved with citizen science schemes • Work with your partners to link natural areas across the wider countryside • Improve and increase understanding in the wider community; record, monitor and share information on the work that you do and the improvements you make. |
| 5 | Improve our evidence, understanding and monitoring | <ul style="list-style-type: none"> • Base decisions on the Best Available Evidence – from LERCs, the Atlas for Living Wales, Local expertise and your local nature partnership. • Share information widely |
| 6 | Put in place a framework of governance and support for delivery | |

Appendix 4

The seven Well-being goals of the Future Generations Act

| | |
|---------------------------|---|
| <i>A prosperous Wales</i> | <p>An innovative, productive and low carbon society which recognises the limits of the global environment and therefore uses resources efficiently and proportionately (including acting on climate change), and which develops a skilled and well-educated population in an economy which generates wealth and provides employment opportunities, allowing people to take advantage of the wealth generated through securing decent work.</p> <p>📞 Contact Stuart Walters 3241 or Helen Morgan 4902 / Contact Dave Astins 6426</p> |
| <i>A resilient Wales</i> | <p>A nation which maintains and enhances a biodiverse natural environment with healthy functioning ecosystems that support social, economic and ecological resilience and the capacity to adapt to change (for example climate change).</p> |

| | |
|--|--|
| | <p>📞 Contact Rosie Carmichael 2727 or Isabel Macho 3390</p> |
| <i>A healthier Wales</i> | <p>A society in which people's physical and mental well-being is maximised and in which choices and behaviours that benefit future health are understood.</p> <p>📞 Contact Silvana Sauro 2897</p> |
| <i>A more equal Wales</i> | <p>A society that enables people to fulfil their potential no matter what their background or circumstances (including their socio economic background and circumstances).</p> <p>📞 Contact Llinos Evans 4914</p> |
| <i>A Wales of cohesive communities</i> | <p>Attractive, viable, safe and well-connected communities.</p> <p>📞 Contact Kate Thomas 4202</p> |
| <i>A Wales of vibrant culture and thriving Welsh Language</i> | <p>A society that promotes and protects culture, heritage and the Welsh language, and which encourages people to participate in the arts, and sports and recreation.</p> <p>📞 Contact Jane Davies 2180</p> |
| <i>A globally responsible Wales</i> | <p>A nation which, when doing anything to improve the economic, social, environmental and cultural well-being of Wales, takes account of whether doing such a thing makes a positive contribution to global well-being</p> |

Appendix 5

Useful links

**ENVIRONMENTAL & PUBLIC PROTECTION
SCRUTINY COMMITTEE
3rd March 2017**

**2016/17 Improvement Plan
Performance Monitoring Report
Quarter 3 – 1st April to 31st December 2016**

To consider and comment on the following issues:

That the Committee scrutinises the 2016/17 Improvement Plan Performance Monitoring Report for Quarter 3. The report includes:

- Actions and measures in the 2016/17 Improvement Plan relevant to the Committee's remit.

Reasons:

- To ensure that any areas of concern are identified and relevant action taken.
- To enable members to exercise their scrutiny role in relation to performance monitoring.

To be referred to the Executive Board for decision: NO

Executive Board Member Portfolio Holders:

- Cllr. Hazel Evans (Technical Services)
- Cllr. Jim Jones (Environmental & Public Protection)
- Cllr. Pam Palmer (Communities – including Community Safety / Social Justice / Crime & Disorder)

| Directorates: Communities / Environment / Chief Executive's | Designations: | Tel Nos. / E-Mail Addresses: |
|--|--|--|
| Names of Heads of Service: Wendy Walters | Assistant Chief Executive (Regeneration & Policy) | 01267 224898 wswalters@carmarthenshire.gov.uk |
| Steve Pilliner | Head of Transportation & Highways | 01267 228150 sgpilliner@carmarthenshire.gov.uk |
| Robin Staines | Head of Housing & Public Protection | 01267 228960 rstaines@carmarthenshire.gov.uk |
| Ainsley Williams | Head of Waste & Environmental Services | 01267 224500 aiwilliams@carmarthenshire.gov.uk |
| Report Author: Jackie Edwards | Business Improvement Manager | 01267 228142 jmedwards@carmarthenshire.gov.uk |

EXECUTIVE SUMMARY

ENVIRONMENTAL & PUBLIC PROTECTION SCRUTINY COMMITTEE 3rd March 2017

2016/17 Improvement Plan Performance Monitoring Report

Quarter 3 – 1st April to 31st December 2016

The attached report sets out the progress against the actions and measures in the 2016/17 Improvement Plan relevant to the Committee's remit, as at 31st December 2016.

DETAILED REPORT ATTACHED?

YES

IMPLICATIONS

We confirm that other than those implications which have been agreed with the appropriate Directors / Heads of Service and are referred to in detail below, there are no other implications associated with this report.

Signed: **Wendy Walters** **Assistant Chief Executive (Regeneration & Policy)**

Steve Pilliner **Head of Transportation & Highways**

Robin Staines **Head of Housing & Public Protection**

Ainsley Williams **Head of Waste & Environmental Services**

| | | | | | | |
|---|------------|-------------|-------------|------------------------------|--------------------------|--------------------|
| Policy, Crime & Disorder and Equalities | Legal | Finance | ICT | Risk Management Issues | Staffing Implications | Physical Assets |
| YES | YES | NONE | NONE | YES | NONE | NONE |

1. Policy, Crime & Disorder and Equalities

Performance Measures are set to monitor the performance of services and targets set. If the Council is to deliver its promises to citizens and stakeholders, then measures and actions that are underachieving need to be addressed.

2. Legal

Performance Measures are set to monitor the performance of services and targets set. If the Council is to deliver its promises to citizens and stakeholders, then measures and actions that are underachieving need to be addressed.

5. Risk Management Issues

This report refers to all actions and measures in the 2016/17 Improvement Plan within the Committee's remit. Potential risks addressed are:

- addressing regulatory report recommendations
- comments on not meeting our own goals – actions and measures
- meeting statutory targets (i.e. Waste)
- improvement and comparative data for national measures

CONSULTATIONS

We confirm that the appropriate consultations have taken in place and the outcomes are as detailed below:

| | | |
|----------------|-------------------------|--|
| Signed: | Wendy Walters | Assistant Chief Executive (Regeneration & Policy) |
| | Steve Pilliner | Head of Transportation & Highways |
| | Robin Staines | Head of Housing & Public Protection |
| | Ainsley Williams | Head of Waste & Environmental Services |

1. Local Member(s) – N/A

2. Community / Town Councils – N/A

3. Relevant Partners – N/A

4. Staff Side Representatives and other Organisations – All departments have been consulted and have had the opportunity to provide comments on their performance and progress.

Section 100D Local Government Act, 1972 – Access to Information List of Background Papers used in the preparation of this report:

THESE ARE DETAILED BELOW:

| Title of Document | File Ref No. / Locations that the papers are available for public inspection |
|---|---|
| CCC Annual Report 2015/16 & Improvement Plan 2016/17 | http://www.carmarthenshire.gov.wales/home/council-democracy/consultation-performance/performance-reports/#.V765x0_2b2A |
| Performance Measurement Records | Performance Management Unit, Regeneration & Policy Division |
| Departmental Business Plans 2016/17 | Performance Management Unit, Regeneration & Policy Division |
| Carmarthenshire Integrated Community Strategy 2011-16 | www.thecarmarthenshirepartnership.org.uk |
| CCC Corporate Strategy 2015-20 | http://www.carmarthenshire.gov.wales/media/998105/corporate-strategy.pdf |
| Budget Monitoring Reports | Corporate Services Department |

This page is intentionally left blank



Report A

Scrutiny measures & actions full monitoring report

Environmental and Public Protection scrutiny - Quarter 3 2016/17

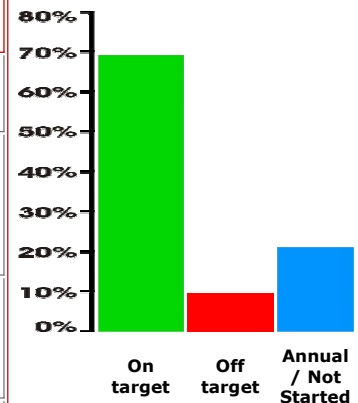


Filtered by:
Organisation - Carmarthenshire County Council
Source document - Improvement Plan 2016/17

The table below provides a summary progress against target for the Actions and Measures contained within the selected document

| | | Total | On target | Off target | Not reported | Not available | Annual / Not started | % on target | Overall % on target |
|--|-----------------------------|-----------|-----------|------------|--------------|---------------|----------------------|-------------|---------------------|
| C. People in Carmarthenshire are healthier | Measures | 5 | 2 | 2 | 0 | 0 | 1 | 40% | 40% |
| E. People who live, work and visit Carmarthenshire are safe and feel safer | Actions | 9 | 9 | 0 | 0 | N/A | 0 | 100% | 67% |
| | Measures | 6 | 1 | 0 | 0 | 0 | 5 | 17% | |
| F. Carmarthenshire's communities and environment are sustainable | Actions | 17 | 17 | 0 | 0 | N/A | 0 | 100% | 75% |
| | Measures | 15 | 7 | 3 | 0 | 0 | 5 | 47% | |
| Overall Performance | Actions and Measures | 52 | 36 | 5 | 0 | 0 | 11 | 69% | |

Performance against Target



OFF TARGET



Report A

Scrutiny measures & actions full monitoring report

Environmental and Public Protection scrutiny - Quarter 3 2016/17



| Theme: C. People in Carmarthenshire are healthier Sub-theme: C2 Preventing ill health and encourage healthy living | | | | | | | |
|---|--|--------------|--|--|--|---|-----------------------|
| Measure Description | 2015/16 Comparative Data | | | 2016/17 Target and Results | | | |
| | Best Quartile | Welsh Median | Our Actual | Quarter 1 | Quarter 2 | Quarter 3 | End of Year |
| The percentage of high risk businesses that were liable to a programmed inspection that were inspected, for: i) Trading Standards PPN/001i | Not applicable | | Q3: 47 End Of Year: 100 | Target: 5 Result: 20 | Target: 25 Result: 34 | Target: 50 Result: 48 Calculation: (73÷153) × 100 | Target: 100 |
| Comment | Performance is slightly off target is not a concern a number of re-active urgent enquiries have arisen which have needed attention over the last quarter, however service is confident of meeting the target for all high risk premises. | | | | | | |
| Remedial Action | None required - see above comment | | | | | | |
| Service Head: Robin Staines | | | | Performance status: Off target | | | ☹ |
| Measure Description | 2015/16 Comparative Data | | | 2016/17 Target and Results | | | |
| | Best Quartile | Welsh Median | Our Actual | Quarter 1 | Quarter 2 | Quarter 3 | End of Year |
| The percentage of high risk businesses that were liable to a programmed inspection that were inspected, for: iii) Animal Health PPN/001iii | Not applicable | | Q3: 77 End Of Year: 99 | Target: 10 Result: 15 | Target: 28 Result: 27 | Target: 55 Result: 52 Calculation: (93÷179) × 100 | Target: 100 |
| Comment | Performance is slightly off target is not a concern a number of re-active urgent enquiries have arisen which have needed attention over the last quarter, however service is confident of meeting the target for all high risk premises. | | | | | | |
| Remedial Action | None required, see above comment. | | | | | | |
| Service Head: Robin Staines | | | | Performance status: Off target | | | ☹ |



Report A

Scrutiny measures & actions full monitoring report

Environmental and Public Protection scrutiny - Quarter 3 2016/17



| Theme: F. Carmarthenshire's communities and environment are sustainable | | | | | | | |
|--|---|--------------|---|--|--|---|------------------------|
| Sub-theme: F2 Reducing waste and moving towards becoming a zero-waste county | | | | | | | |
| Measure Description | 2015/16 Comparative Data | | | 2016/17 Target and Results | | | |
| | Best Quartile | Welsh Median | Our Actual | Quarter 1 | Quarter 2 | Quarter 3 | End of Year |
| The percentage of local authority collected municipal waste Prepared for reuse WMT/010i | Not applicable | | Q3: 0.52 End Of Year: 0.49 | Target: 0.50 Result: 0.45 | Target: 0.50 Result: 0.41 | Target: 0.50 Result: 0.35 Calculation: $(227.05 \div 64676.68) \times 100$ | Target: 0.50 |
| Comment | Whilst this re-use aspect is inherently difficult to target in the scope of our existing suite of recycling initiatives, particularly given that the quality of what we collect is quite variable and therefore not always suitable for re-use. Of course we have to bear in mind that there are other re-use outlets operated by private companies within the County that actively target items for re-use, which in turn detracts from the material available for our collection service. | | | | | | |
| Remedial Action | Long term aspiration will be to develop a re-use shop at the Nantycaws facility. | | | | | | |
| Service Head: Ainsley Williams | | | | Performance status: Off target | | | ☹️ |



Report A

Scrutiny measures & actions full monitoring report

Environmental and Public Protection scrutiny - Quarter 3 2016/17



| Theme: F. Carmarthenshire's communities and environment are sustainable Sub-theme: F4 Protect, enhance and conserve our natural and built environment and champion biodiversity | | | | | | | |
|--|--|--------------|---|--|--|--|-------------------------|
| Measure Description | 2015/16 Comparative Data | | | 2016/17 Target and Results | | | |
| | Best Quartile | Welsh Median | Our Actual | Quarter 1 | Quarter 2 | Quarter 3 | End of Year |
| Average time taken to remove dog fouling (calendar days) 5.2.2.19 | Not applicable | | Q3: 1.11 End Of Year: 1.33 | Target: 1.40 Result: 1.83 | Target: 1.40 Result: 1.75 | Target: 1.40 Result: 1.66 Calculation: 96 ÷ 58 | Target: 1.40 |
| Comment | Difficulties have been experienced with this particular aspect of our cleansing service due to the temporary need to reallocate resources across the cleansing and refuse collection services, specifically to allow refuse collection to continue effectively, to meet prioritised demands. The impact of this situation has been a delay in responding to some dog fouling incidents within the specified timescale during this period. | | | | | | |
| Remedial Action | We will be recruiting to the vacant posts in Waste Service in the New Year, thereby permitting the reinstatement of the regular cleansing staff to their substantive roles. However, performance is unlikely to recover by the end of Quarter 4. | | | | | | |
| Service Head: Ainsley Williams | | | | Performance status: Off target | | | ☹️ |
| Measure Description | 2015/16 Comparative Data | | | 2016/17 Target and Results | | | |
| | Best Quartile | Welsh Median | Our Actual | Quarter 1 | Quarter 2 | Quarter 3 | End of Year |
| The percentage of reported fly tipping incidents cleared within 5 working days STS/006 | 97.88 | 96.68 | Q3: 98.64 End Of Year: 87.24 | Target: 98.63 Result: 88.96 | Target: 98.63 Result: 79.14 | Target: 98.63 Result: 84.21 Calculation: (805 ÷ 956) × 100 | Target: 98.63 |
| Comment | Difficulties have been experienced with this particular aspect of our cleansing service due to the temporary need to reallocate staff across to cover vacant posts in refuse collection services. This reallocation will allow refuse collection to continue effectively, to meet prioritised demands. The impact of this situation has been a delay in responding to some fly-tipping incidents within the specified timescale during this period. Recruitment is proposed for Quarter 4 to fill some vacant refuse posts. However, recovery to meet the target is unlikely by the end of the year. | | | | | | |
| Remedial Action | We will be recruiting to the vacant posts in Waste Service in the New Year, thereby permitting the reinstatement of the regular cleansing staff to their substantive roles. However, performance is unlikely to recover by the end of Quarter 4. | | | | | | |
| Service Head: Ainsley Williams | | | | Performance status: Off target | | | ☹️ |

ON TARGET ETC.



Report A

Scrutiny measures & actions full monitoring report

Environmental and Public Protection scrutiny - Quarter 3 2016/17



| Theme: C. People in Carmarthenshire are healthier | | | | | | | |
|--|--------------------------|--------------|-------------------------------------|------------------------------------|------------------------------------|--|---------------|
| Sub-theme: C2 Preventing ill health and encourage healthy living | | | | | | | |
| Measure Description | 2015/16 Comparative Data | | | 2016/17 Target and Results | | | |
| | Best Quartile | Welsh Median | Our Actual | Quarter 1 | Quarter 2 | Quarter 3 | End of Year |
| The percentage of high risk businesses that were liable to a programmed inspection that were inspected, for: ii) Food Hygiene PPN/001ii | Not applicable | | Q3: 70 End Of Year: 100 | Target: 15 Result: 21 | Target: 35 Result: 45 | Target: 60 Result: 63 Calculation: (357÷568) × 100 | Target: 100 |
| Service Head: Robin Staines | | | Performance status: On target | | | | |
| Measure Description | 2015/16 Comparative Data | | | 2016/17 Target and Results | | | |
| | Best Quartile | Welsh Median | Our Actual | Quarter 1 | Quarter 2 | Quarter 3 | End of Year |
| The percentage of food establishments which are 'broadly compliant' with food hygiene standards PPN/009 | 95.66 | 94.28 | Q3: 95.59 End Of Year: 94.98 | Target: 93.00 Result: 95.43 | Target: 93.00 Result: 95.91 | Target: 93.00 Result: 96.71 Calculation: (1910÷1975) × 100 | Target: 93.00 |
| Service Head: Robin Staines | | | Performance status: On target | | | | |



Report A

Scrutiny measures & actions full monitoring report

Environmental and Public Protection scrutiny - Quarter 3 2016/17



| | | | |
|---|--|--------------------------------------|---|
| ACTIONS - Theme: E. People who live, work and visit Carmarthenshire are safe and feel safer | | | |
| Sub-theme: E1 Maintaining & striving to reduce further the low levels levels of crime (lowest England & Wales) | | | |
| Action | 11724 | Target date | 31/03/2017 (original target 31/03/2016) |
| Action promised | We will develop an action plan for the county to achieve the White Ribbon Campaign Town Award, which will demonstrate the commitment of the Council and its partner organisation to tackle domestic abuse, particularly involving men and boys and working to end violence against women | | |
| Comment | A action plan continues to be developed with other community safety partners to apply for a county award. This follows a multi-agency subgroup which took place in October to discuss actions needed by partners in order to make the application to the White Ribbon Campaign. | | |
| Service Head: Wendy S Walters | | Performance status: On target | |
| Action | 12099 | Target date | 31/03/2017 |
| Action promised | We will promote crime prevention projects, including scams and protecting vulnerable people and properties | | |
| Comment | A number of crime prevention initiatives have been delivered to protect vulnerable premises and victims of crime. Target hardening and home security advice is being delivered with victims of Domestic burglary being personally visited by a dedicated officer. Security advice has also been delivered via press and social media in relation to seasonal crime including advice regarding the disposal of Christmas waste and packaging and also Oil theft security guidance. Work has continued to raise awareness regarding current scams and this continues to be a priority to protect vulnerable residents. Regular monthly reports of rogue trader type offences continue to be shared between police neighbourhood policing teams and Trading Standards officers to ensure targeted crime prevention work takes place with patrols as necessary in particular areas and the target hardening of vulnerable residents' properties. | | |
| Service Head: Wendy S Walters | | Performance status: On target | |



Report A

Scrutiny measures & actions full monitoring report

Environmental and Public Protection scrutiny - Quarter 3 2016/17



| Theme: E. People who live, work and visit Carmarthenshire are safe and feel safer | | | | | | | |
|--|--------------------------|--------------|-------------------------------|----------------------------|-----------------|----------------------------|-----------------|
| Sub-theme: E2 Improving the confidence of local communities that we are tackling the issues that matter most | | | | | | | |
| Measure Description | 2015/16 Comparative Data | | | 2016/17 Target and Results | | | |
| | Best Quartile | Welsh Median | Our Actual | Quarter 1 | Quarter 2 | Quarter 3 | End of Year |
| The average number of calendar days taken to repair all street lamp failures during the year | Not applicable | | Q3: 5.48 | Target: 4.00 | Target: 4.00 | Target: 4.00 | Target: 4.00 |
| THS/009 | | | End Of Year: 5.44 | Result: 2.36 | Result: 2.36 | Result: 3.22 | |
| | | | | | | Calculation: 11539÷3580 | |
| Service Head: Stephen G Pilliner | | | Performance status: On target | | | | |



Report A

Scrutiny measures & actions full monitoring report

Environmental and Public Protection scrutiny - Quarter 3 2016/17



| | | | |
|---|--|--------------------------------------|------------|
| ACTIONS - Theme: E. People who live, work and visit Carmarthenshire are safe and feel safer | | | |
| Sub-theme: E2 Improving the confidence of local communities that we are tackling the issues that matter most | | | |
| Action | 12100 | Target date | 31/03/2017 |
| Action promised | We will develop an action plan for the implementation of the 'Prevent Duty', which is the duty where we and partners have to give due regard to the need to prevent people from being drawn into terrorism. | | |
| Comment | The Council's draft action plan was further discussed with partners at the CONTEST Board meeting in October and was well-received. This continues to be developed and approval is awaited. Partners will develop their own action plan based on the Council's. | | |
| Service Head: Wendy S Walters | | Performance status: On target | |
| Action | 12101 | Target date | 31/03/2017 |
| Action promised | We will continue to engage with local communities and publicise the partnership working which is helping to reduce crime and disorder | | |
| Comment | Awareness continues to be raised in local communities by officers, the Carmarthenshire News, media coverage and the use of social media of key crime issues and crime prevention messages. This has focused particularly on domestic abuse campaigns including the White Ribbon Campaign. This saw male councillors and officers signing a pledge not to commit or condone violence against women and girls. Road safety messages have also been publicised to raise awareness of road safety week and speeding outside schools. | | |
| Service Head: Wendy S Walters | | Performance status: On target | |



Report A
Scrutiny measures & actions full monitoring report
Environmental and Public Protection scrutiny -
Quarter 3 2016/17



| | | | |
|--|---|--------------------------------------|------------|
| ACTIONS - Theme: E. People who live, work and visit Carmarthenshire are safe and feel safer | | | |
| Sub-theme: E3 Reducing anti-social behaviour by working in partnership to tackle local problems | | | |
| Action | 12102 | Target date | 31/03/2017 |
| Action promised | We will consider adopting a common Risk Assessment process for Anti Social Behaviour incidents to ensure that the level of risk is identified and appropriate action taken | | |
| Comment | Initial consideration has been given to this locally and it will be taken forward as part of regional working during 2017/18. These discussions will relate to the future provision of the ASB service provided across the Force as the current contract is due to end in 2018. | | |
| Service Head: Wendy S Walters | | Performance status: On target | |



Report A

Scrutiny measures & actions full monitoring report

Environmental and Public Protection scrutiny - Quarter 3 2016/17



| | | | |
|--|--|--------------------------------------|------------|
| ACTIONS - Theme: E. People who live, work and visit Carmarthenshire are safe and feel safer | | | |
| Sub-theme: E4 Reduce the incidences of alcohol-related violence | | | |
| Action | 12103 | Target date | 31/03/2017 |
| Action promised | We will continue to promote further the 'Paul's Pledge' alcohol related violence campaign | | |
| Comment | <p>The Paul's Pledge campaign, dedicated to reducing violence and alcohol-related violence, is continuing to spread its message with presentations to schools, colleges, youth groups and sports clubs in Carmarthenshire. Such presentations are funded by the Fair and Safe Communities group (formerly the CSP) and additional wristbands have been purchased to give to all those that attend. Paul Pugh, who was viciously attacked in Ammanford 10 years ago and suffered life-changing injuries, delivers the presentations with a police officer.</p> <p>Friday 6th January 2017 is the 10 year anniversary of the attack upon Paul and an event is being planned to mark this event on that date in January.</p> | | |
| Service Head: Wendy S Walters | | Performance status: On target | |
| Action | 12104 | Target date | 31/03/2017 |
| Action promised | We will ensure that work continues with licensed premises, off licenses and other partners to tackle problems in communities and domestic settings at night, relating to alcohol and drug related crime and anti-social behaviour | | |
| Comment | <p>Alcohol consumption and domestic abuse tends to increase in the lead up to Christmas. As a result, proactive joint enforcement patrols have been conducted by Council Licensing officers and police NPT officers throughout the County during December in the lead up to Christmas and New Year. The Licensing action group, a bi monthly meeting between the Police and Council, also continues to tackle any problem licensed premises where there are concerns relating to alcohol and drug related crime and disorder. Action plans are then drawn up and delivered by partners in an agreed joint approach. The effectiveness of the Behave or Be Banned (BOBB) scheme, run by licensees and supported by the police continues to be assessed. The scheme works to ensure that any individuals causing problems in licensed premises are banned from participating premises so it is clear that such behaviour will not be tolerated. It is believed that some of the issues concerning our most problematical licenced premises have decreased significantly recently believed due to the action plans imposed by this Licensing group. Details of services giving support related to domestic abuse have been publicised with poster campaigns providing advice and help for potential victims of domestic abuse which have been circulated across the County.</p> | | |
| Service Head: Wendy S Walters | | Performance status: On target | |



Report A

Scrutiny measures & actions full monitoring report

Environmental and Public Protection scrutiny - Quarter 3 2016/17



| | | | |
|--|--|--------------------------------------|------------|
| ACTIONS - Theme: E. People who live, work and visit Carmarthenshire are safe and feel safer | | | |
| Sub-theme: E6 Reducing speeding and number of road traffic accidents | | | |
| Action | 12116 | Target date | 31/03/2017 |
| Action promised | We will continue to deliver the actions outlined in our Road Safety Strategy | | |
| Comment | <p>The key actions outlined within the Road Safety Strategy relate to Education, Engineering and Enforcement. The following specific activities were delivered by the end of qtr 3.</p> <p>Education:-</p> <ul style="list-style-type: none"> • 442 pupils completed the National Standards Cycle training course. • 115 participants completed Motorcyclists Dragon Rider & Biker down courses. • 310 Young drivers completed the Pass Plus Cymru course. • Road Safety Officers are working in conjunction with the Roads Policing Unit and Rescue Service to deliver the older and younger driver programme. • 57 completed the older driver training courses. • The Road Safety kerbside Coordinators delivered the young persons' kerbside safety training to 816 children. • The Road safety Officers are developing a new young persons' road safety initiative and delivering an equestrian users road safety initiative in association with Coleg Sir Gar. <p>Engineering:</p> <p>Two route treatments projects are being delivered by the 31st March 2017, Church Street and Station Road, Llanelli.</p> <p>Enforcement:</p> <p>Joint enforcement activities have been conducted with our partners Dyfed Powys Police at the follow location: Ysgol Cae'r Felin, Pencader</p> | | |
| Service Head: Stephen G Pilliner | | Performance status: On target | |
| Action | 12117 | Target date | 31/03/2017 |
| Action promised | We will also invest in computer software to improve the quality of management information that we will use to target education, engineering or enforcement interventions. | | |
| Comment | The software has been commissioned and is fully functional. In addition to the commissioning of the software a detailed analysis Road Accidents has been completed. | | |
| Service Head: Stephen G Pilliner | | Performance status: On target | |



Report A

Scrutiny measures & actions full monitoring report

Environmental and Public Protection scrutiny - Quarter 3 2016/17



| | | | |
|--|--|--------------------------------------|------------|
| ACTIONS - Theme: F. Carmarthenshire's communities and environment are sustainable | | | |
| Sub-theme: F1 Living within our environmental limits using only our fair-share of earth's resources | | | |
| Action | 12118 | Target date | 31/03/2017 |
| Action promised | We will identify and deliver energy efficiency projects under SALIX programme | | |
| Comment | This being incorporated under the Welsh Government supported Re:fit Cymru programme in order to identify energy opportunities. Once an initial comprehensive assessment has been completed, a potential programme may then be procured under an energy performance contract to deliver identified energy savings – these savings to be guaranteed by the successful contractor. | | |
| Service Head: Jonathan Fearn | | Performance status: On target | |
| Action | 12120 | Target date | 31/08/2016 |
| Action promised | We will deliver solar photovoltaic (PV) programme on Council non-domestic buildings – installations to be completed by 31st August 2016. | | |
| Comment | <p>The project has been completed with solar PV systems installed on 17 of the Council's non-domestic buildings. The project was financed by the Council and delivered by the specifically created community benefit society Egni Sir Gar Cyfyngedig.</p> <p>The project progressed despite the drastic cuts to the Feed In Tariff, as the sites were pre-registered with Ofgem for a community tariff in September 2015. The additional changes to the Feed In Tariff meant that the maximum installation capacity at each site was limited to 50 kWp (the equivalent of 190 panels).</p> <p>In total, 630+ kWp of solar PV (equivalent to more than 2,400 panels) was installed, which will generate 6,000+ tonnes of carbon savings over the lifetime of the project.</p> | | |
| Service Head: Jonathan Fearn | | Performance status: On target | |
| Action | 12121 | Target date | 31/03/2017 |
| Action promised | We will explore new, innovative energy efficiency initiatives e.g. extend trial of Ion boiler following on-going positive trial at the Quayside Centre - Measured quarterly by savings/reductions | | |
| Comment | Currently exploring the inclusion of the Council's non-domestic buildings (including schools) in the Welsh Government supported Re:fit Cymru programme to identify and deliver energy saving opportunities. Awaiting approval to sign necessary agreements to participate in the programme. Meeting scheduled for 27 January 2017 with Re:fit Cymru. | | |
| Service Head: Jonathan Fearn | | Performance status: On target | |
| Action | 12122 | Target date | 31/03/2017 |
| Action promised | We will continue to procure more fuel efficient vehicles through our fleet replacement programme and reduce the current operational fleet by 2% over the Year | | |
| Comment | £8.03m has now been committed to the investment of replacement fleet with a further £1.8m forecast within the next financial year. All vehicles are equipped with the latest emission technology making Carmarthenshire's vehicle fleet the most modern, emission friendly fleet in Wales, if not the whole of the UK. We are on target to meet the 2% target for operational fleet reduction set for this reporting period. | | |
| Service Head: Stephen G Pilliner | | Performance status: On target | |
| Action | 12123 | Target date | 31/03/2017 |
| Action promised | We will re-launch our staff Travelwise Workwise guide to stimulate a further reduction in staff travel | | |
| Comment | The document has been reviewed and is currently being updated for re-launch in the final quarter of 2016/17. | | |
| Service Head: Stephen G Pilliner | | Performance status: On target | |



Report A

Scrutiny measures & actions full monitoring report

Environmental and Public Protection scrutiny - Quarter 3 2016/17



| Theme: F. Carmarthenshire’s communities and environment are sustainable | | | | | | | |
|--|--------------------------|--------------|---|--|--|---|------------------|
| Sub-theme: F2 Reducing waste and moving towards becoming a zero-waste county | | | | | | | |
| Measure Description | 2015/16 Comparative Data | | | 2016/17 Target and Results | | | |
| | Best Quartile | Welsh Median | Our Actual | Quarter 1 | Quarter 2 | Quarter 3 | End of Year |
| The percentage of municipal wastes sent to landfill WMT/004b | 12.08 | 14.56 | Q3: 5.49 End Of Year: 5.25 | Target: 10.00 Result: 3.40 | Target: 10.00 Result: 6.27 | Target: 10.00 Result: 4.56 Calculation: (2952.27÷64676.68) × 100 | Target: 10.00 |
| Service Head: Ainsley Williams | | | Performance status: On target | | | | |
| Measure Description | 2015/16 Comparative Data | | | 2016/17 Target and Results | | | |
| | Best Quartile | Welsh Median | Our Actual | Quarter 1 | Quarter 2 | Quarter 3 | End of Year |
| The percentage of municipal waste collected by local authorities and prepared for reuse and/or recycled, including source segregated biowastes that are composted or treated biologically in another way WMT/009b | 62.18 | 59.61 | Q3: 62.03 End Of Year: 63.52 | Target: 62.00 Result: 68.74 | Target: 62.00 Result: 65.95 | Target: 62.00 Result: 66.64 Calculation: (43101.21÷64676.68) × 100 | Target: 62.00 |
| Service Head: Ainsley Williams | | | Performance status: On target | | | | |
| Measure Description | 2015/16 Comparative Data | | | 2016/17 Target and Results | | | |
| | Best Quartile | Welsh Median | Our Actual | Quarter 1 | Quarter 2 | Quarter 3 | End of Year |
| The percentage of local authority collected municipal waste Recycled WMT/010ii | Not applicable | | Q3: 41.32 End Of Year: 45.29 | Target: 43.50 Result: 45.56 | Target: 43.50 Result: 43.09 | Target: 43.50 Result: 47.87 Calculation: (30959.4÷64676.68) × 100 | Target: 43.50 |
| Service Head: Ainsley Williams | | | Performance status: On target | | | | |
| Measure Description | 2015/16 Comparative Data | | | 2016/17 Target and Results | | | |
| | Best Quartile | Welsh Median | Our Actual | Quarter 1 | Quarter 2 | Quarter 3 | End of Year |
| The percentage of municipal waste Collected as source segregated biowastes and composted or treated biologically in another way WMT/010iii | Not applicable | | Q3: 20.19 End Of Year: 17.74 | Target: 18.00 Result: 22.73 | Target: 18.00 Result: 22.46 | Target: 18.00 Result: 18.42 Calculation: (11914.76÷64676.68) × 100 | Target: 18.00 |
| Service Head: Ainsley Williams | | | Performance status: On target | | | | |



Report A

Scrutiny measures & actions full monitoring report

Environmental and Public Protection scrutiny - Quarter 3 2016/17



| | | | |
|--|--|--------------------------------------|------------|
| ACTIONS - Theme: F. Carmarthenshire's communities and environment are sustainable | | | |
| Sub-theme: F2 Reducing waste and moving towards becoming a zero-waste county | | | |
| Action | 12124 | Target date | 31/03/2017 |
| Action promised | We will continue to review existing household recycling participation rates to maximise landfill diversion and increase recycling. | | |
| Comment | During this quarter over 86,500 households faced changes to their refuse and recycling collections. Recycling Advisors monitored areas across the county looking for properties that were getting things wrong, offering support and advice to those residents. They were also deployed in areas reported directly by the crews where very little waste was out for collection. This work followed on from the previous quarters door knocking of 3,422 properties in relation to the refuse changes and 1,434 targeted previously on new housing developments. | | |
| Service Head: Ainsley Williams | | Performance status: On target | |
| Action | 12125 | Target date | 31/03/2017 |
| Action promised | We shall undertake a programme of door-stepping to advise and encourage householders to participate in our food and dry recycle schemes. | | |
| Comment | During this quarter 695 properties were door knocked, largely as a result of monitoring areas around the County to identify residents that were not complying with the scheme. Other properties were identified by refuse/recycling crews as putting out on wrong days/weeks. Recycling Advisors offered support and advice to residents that were confused or had forgotten the changes, they also issued containers and literature where required. This work followed on from the previous quarters door knocking of 3,422 properties in relation to the refuse changes and 1,434 targeted previously on new housing developments. | | |
| Service Head: Ainsley Williams | | Performance status: On target | |



Report A

Scrutiny measures & actions full monitoring report

Environmental and Public Protection scrutiny - Quarter 3 2016/17



| Theme: F. Carmarthenshire’s communities and environment are sustainable | | | | | | | |
|---|--------------------------|--------------|---|--|--|---|-----------------|
| Sub-theme: F4 Protect, enhance and conserve our natural and built environment and champion biodiversity | | | | | | | |
| Measure Description | 2015/16 Comparative Data | | | 2016/17 Target and Results | | | |
| | Best Quartile | Welsh Median | Our Actual | Quarter 1 | Quarter 2 | Quarter 3 | End of Year |
| The Cleanliness Indicator STS/005a | Not applicable | | Q3: 72.2 End Of Year: 72.4 | Target: 67.0 Result: 72.0 | Target: 67.0 Result: 73.4 | Target: 67.0 Result: 73.1 Calculation: (1.462÷2) × 100 | Target: 67.0 |
| Service Head: Ainsley Williams | | | Performance status: On target | | | | |
| Measure Description | 2015/16 Comparative Data | | | 2016/17 Target and Results | | | |
| | Best Quartile | Welsh Median | Our Actual | Quarter 1 | Quarter 2 | Quarter 3 | End of Year |
| The percentage of highways inspected of a high or acceptable standard of cleanliness STS/005b | 98.1 | 96.7 | Q3: 98.8 End Of Year: 98.9 | Target: 92.0 Result: 98.4 | Target: 92.0 Result: 98.2 | Target: 92.0 Result: 98.5 Calculation: (2987÷3034) × 100 | Target: 92.0 |
| Service Head: Ainsley Williams | | | Performance status: On target | | | | |



Report A
Scrutiny measures & actions full monitoring report
Environmental and Public Protection scrutiny -
Quarter 3 2016/17



| | | | |
|--|---|--------------------------------------|------------|
| ACTIONS - Theme: F. Carmarthenshire's communities and environment are sustainable | | | |
| Sub-theme: F4 Protect, enhance and conserve our natural and built environment and champion biodiversity | | | |
| Action | 12126 | Target date | 31/03/2017 |
| Action promised | We will work toward providing and managing through agreement, and where appropriate land acquisition of suitable habitat for marsh fritillary butterfly through the Caeau Mynydd Mawr Special Area of Conservation project. | | |
| Comment | Possible inaccuracy with last reporting round, there is 78.09ha of land in the SPG area that is considered to be in good or suitable condition for the butterfly, which equates to 97.6% of the 80ha target for March 2017. Results of the summer 2016 site monitoring carried out by Butterfly Conservation are imminent and these will give a more reliable estimate of the area of GC/ SC being managed by the project and NRW | | |
| Service Head: Llinos Quelch | | Performance status: On target | |



Report A

Scrutiny measures & actions full monitoring report

Environmental and Public Protection scrutiny -

Quarter 3 2016/17



| Theme: F. Carmarthenshire's communities and environment are sustainable Sub-theme: F6 Developing sustainable transport options | | | | | | | |
|---|--------------------------|--------------|---|--|--|--|------------------------|
| Measure Description | 2015/16 Comparative Data | | | 2016/17 Target and Results | | | |
| | Best Quartile | Welsh Median | Our Actual | Quarter 1 | Quarter 2 | Quarter 3 | End of Year |
| The percentage of adults aged 60+ who hold a concessionary travel pass THS/007 | 91.7 | 86.7 | Q3: 80.6 End Of Year: 80.6 | Target: 79.0 Result: 80.2 | Target: 79.0 Result: 80.4 | Target: 79.0 Result: 81.1 Calculation: (44214 ÷ 54517) × 100 | Target: 79.0 |
| Service Head: Stephen G Pilliner | | | Performance status: On target | | | | |



Report A

Scrutiny measures & actions full monitoring report

Environmental and Public Protection scrutiny - Quarter 3 2016/17



| | | | |
|--|---|--------------------------------------|------------|
| ACTIONS - Theme: F. Carmarthenshire's communities and environment are sustainable | | | |
| Sub-theme: F6 Developing sustainable transport options | | | |
| Action | 12127 | Target date | 31/03/2017 |
| Action promised | We will develop and implement a highway network hierarchy consistent with the National Code of Practice for Highways to improve our management of the highway asset. | | |
| Comment | Review of the development of a highway network hierarchy are on-going. A new Code of Practice - Well-Managed Highway Infrastructure was released in October 2016 and sets out guidance for developing a highway network hierarchy. This new CoP which local authorities are recommended to adopt will be reviewed in January and it's guidance used to complete a network hierarchy by 31st March 2017. | | |
| Service Head: Stephen G Pilliner | | Performance status: On target | |
| Action | 12128 | Target date | 31/03/2017 |
| Action promised | We will invest £2.125 million of capital to improve the condition of our highways, bridges and culverts. | | |
| Comment | The allocated budget for highways element of the capital budget has been fully spent. The Bridges and Structure budget has been re-profiled to account for a virement and complications with land negotiations resulting in a total net budget for Highways, Bridges and Structures of £1,385,683 in 16/17. This will be fully spent. The amount of £2.125 million is fully committed on schemes. | | |
| Service Head: Stephen G Pilliner | | Performance status: On target | |
| Action | 12129 | Target date | 31/03/2017 |
| Action promised | We will continue to invest in strategic transport infrastructure links to support economic development by continuing with the construction of the Carmarthen West Link Road to support the relocation of S4C and facilitate mixed development | | |
| Comment | Sectional completion of the road was granted in October 2016. | | |
| Service Head: Stephen G Pilliner | | Performance status: On target | |
| Action | 12130 | Target date | 31/03/2017 |
| Action promised | We will continue to invest in strategic transport infrastructure links to support economic development by taking forward Phase 2 of the Cross Hands Economic Link Road and secure planning permission for the scheme in 2016/17. | | |
| Comment | Progress on the Cross Hands Economic link road continues to be made. Funding has been received to acquire land for the scheme. Land acquisition negotiations have commenced and the planning application has been submitted. Terms agreed for acquisition of No 99 Norton Road. | | |
| Service Head: Stephen G Pilliner | | Performance status: On target | |
| Action | 12131 | Target date | 31/03/2017 |
| Action promised | We will continue to invest in strategic transport infrastructure links to support economic development by commencing work on improving the highway infrastructure at Ammanford to improve traffic flow and reduce congestion | | |
| Comment | Work has continued with regards the proposed junction improvement at Ttrydail in Ammanford. We have commissioned Atkins via the Regional Framework to act on behalf of the Authority. Negotiations have commenced with regards the purchase of lands required to facilitate the scheme. Negotiations ongoing. | | |
| Service Head: Stephen G Pilliner | | Performance status: On target | |
| Action | 12132 | Target date | 31/03/2017 |
| Action promised | We will continue to press Welsh Government to deliver the Llandeilo By Pass road scheme. | | |
| Comment | Following a period of lobbying and discussion between CCC WG and other political and wider stakeholder representatives WG recently announced a commitment to commence construction on the Llandeilo bypass by 2019. | | |
| Service Head: Stephen G Pilliner | | Performance status: On target | |
| Action | 12133 | Target date | 31/03/2017 |
| Action promised | We will complete the Llangennech to Dafen footway and cyclepath and commence work on our flagship Towy Valley Cycleway project to improve connectivity and to encourage more sustainable forms of travel. | | |
| Comment | The Llangennech to Dafen section of the path has been completed and counters have been laid to record and monitor level of usage. We have utilised WG Local Transport Fund monies to commence the second phase of works which will see the formation of a connecting path on Llethri Road in the direction of Swiss Valley, providing an important link to the residential, leisure and importantly the large employment sites located in this area. In terms of the Towy Valley we have completed construction on the 1st section of path (approx. 1km) in the vicinity of Abergwili concrete works, we continue to undertake positive negotiations with landowners, and progress design and planning. | | |
| Service Head: Stephen G Pilliner | | Performance status: On target | |
| Action | 12134 | Target date | 31/03/2017 |
| Action promised | We will continue to support the delivery of the Modernising Education Programme - redesigning networks to facilitate the movement of pupils as set out in our home to school transport policy. | | |
| Comment | All additional transport requirements requested by the Education and Childrens Services Department have been planned, procured and implemented for the new academic year. | | |
| Service Head: Stephen G Pilliner | | Performance status: On target | |



Report A
Scrutiny measures & actions full monitoring report
Environmental and Public Protection scrutiny -
Quarter 3 2016/17



| | | | |
|--|---|--------------------------------------|---|
| ACTIONS - Theme: F. Carmarthenshire's communities and environment are sustainable | | | |
| Sub-theme: F7 Ensuring the promotion of the Welsh language and Welsh culture | | | |
| Action | 12136 | Target date | 31/03/2017 (original target 31/03/2017) |
| Action promised | We will monitor identified considerations in relation of policy in respect of the Welsh language and culture, and the implications of the Planning Wales Act 2015, and any subsequent secondary legislation. | | |
| Comment | No further guidance has come from WG as yet regarding implementation of the Welsh Language requirements set out in the Planning Act. Officers have been invited to and have attended the County Language Forum to explain how the language is taken into account currently in the planning system and particularly how the language was taken into account in producing the Local Development Plan. | | |
| Service Head: Llinos Quelch | | Performance status: On target | |

This page is intentionally left blank

ENVIRONMENTAL & PUBLIC PROTECTION SCRUTINY COMMITTEE 3rd MARCH 2017

Revenue & Capital Budget Monitoring Report 2016/17

To consider and comment on the following issues:

- That the scrutiny committee receives the budget monitoring reports for the Environment Service, Public Protection Service and the Community Safety Service and considers the budgetary position.

Reasons:

- To provide the Committee with an update on the latest budgetary position, as at 31st December 2016, in respect of 2016/17.

To be referred to the Executive Board for decision: NO

Executive Board Member Portfolio Holders:

- Cllr. Hazel Evans (Technical Services)
- Cllr. David Jenkins (Resources)
- Cllr. Jim Jones (Environmental & Public Protection)
- Cllr. Pam Palmer (Community Safety, Social Justice / Crime & Disorder)

| | | |
|---|---|--|
| Directorate: Corporate Services Name of Head of Service: Owen Bowen Report Author: Owen Bowen | Designation: Head of Financial Services | Tel No. / E-Mail Address: 01267 224886 obowen@carmarthenshire.gov.uk |
|---|---|--|

EXECUTIVE SUMMARY

ENVIRONMENTAL & PUBLIC PROTECTION SCRUTINY COMMITTEE 3rd MARCH 2017

Revenue & Capital Budget Monitoring Report 2016/17

The Financial monitoring Report is presented as follows:

Revenue Budgets

Appendix A

Summary position for the Environment and Public Protection Scrutiny Committee. Services within the Environment & Public Protection Scrutiny remit are forecasting a £347k overspend.

Appendix B

Report on main variances on agreed budgets.

Appendix C

Detail variances for information purposes only.

Capital Budgets

Appendix D

Details the main variances, which shows a forecasted net spend of £19,455k compared with a working net budget of £22,496k giving a **-£3,041k** variance. The variance will be slipped into future years, as the funding will be required to ensure that the schemes are completed.

Appendix E

Detail variances on all schemes for information purposes only.

DETAILED REPORT ATTACHED?

YES – A list of the main variances is attached to this report

IMPLICATIONS

I confirm that other than those implications which have been agreed with the appropriate Directors / Heads of Service and are referred to in detail below, there are no other implications associated with this report.

Signed: Owen Bowen Head of Financial Services

| | | | | | | |
|---|-------|---------|------|------------------------|-----------------------|-----------------|
| Policy, Crime & Disorder and Equalities | Legal | Finance | ICT | Risk Management Issues | Staffing Implications | Physical Assets |
| NONE | NONE | YES | NONE | NONE | NONE | NONE |

3. Finance

Revenue –Overall, the Environment, Public Protection and Community Safety services are projecting to be over the approved budget by £347k

Capital – The capital programme shows a variance of -£3,041k against the 2016/17 approved budget.

CONSULTATIONS

I confirm that the appropriate consultations have taken in place and the outcomes are as detailed below:

Signed: Owen Bowen Head of Financial Services

1. Local Member(s) – N/A
2. Community / Town Council – N/A
3. Relevant Partners – N/A
4. Staff Side Representatives and other Organisations – N/A

Section 100D Local Government Act, 1972 – Access to Information
List of Background Papers used in the preparation of this report:

THESE ARE DETAILED BELOW:

| Title of Document | File Ref No. / Locations that the papers are available for public inspection |
|-------------------|--|
| 2016/17 Budget | Corporate Services Department, County Hall, Carmarthen |

This page is intentionally left blank

Environmental & Public Protection Scrutiny Report
Budget Monitoring as at 31st December 2016 - Summary

| Division | Working Budget | | | | Forecasted | | | | Dec 2016 Forecasted Variance for Year £'000 | Oct 2016 Forecasted Variance for Year £'000 |
|--------------------------------|----------------------|-----------------|-----------------------------------|---------------|----------------------|-----------------|-----------------------------------|---------------|---|---|
| | Expenditure £'000 | Income £'000 | Net non- controllable £'000 | Net £'000 | Expenditure £'000 | Income £'000 | Net non- controllable £'000 | Net £'000 | | |
| Business Support & Performance | 847 | 0 | -737 | 110 | 1,033 | -57 | -737 | 239 | 129 | 128 |
| Waste & Environmental Services | 23,819 | -8,300 | 1,892 | 17,411 | 22,955 | -7,347 | 1,892 | 17,501 | 90 | 124 |
| Highways & Transportation | 49,283 | -31,244 | 8,588 | 26,627 | 48,894 | -30,870 | 8,588 | 26,612 | -15 | 80 |
| Property | 40,362 | -37,518 | -1,578 | 1,266 | 38,748 | -35,739 | -1,578 | 1,431 | 165 | 162 |
| Public Protection | 3,125 | -654 | 673 | 3,144 | 3,044 | -592 | 673 | 3,124 | -20 | -9 |
| Community Safety Service | 62 | 0 | 93 | 155 | 59 | 0 | 93 | 152 | -3 | 0 |
| GRAND TOTAL | 117,498 | -77,717 | 8,931 | 48,712 | 114,733 | -74,606 | 8,931 | 49,059 | 347 | 485 |

Environmental & Public Protection Scrutiny Report

Budget Monitoring as at 31st December 2016 - Main Variances

Page 80

| Division | Working Budget | | Forecasted | | Dec 2016 | Notes | Oct 2016 |
|---|----------------------|-----------------|----------------------|-----------------|---|--|---|
| | Expenditure £'000 | Income £'000 | Expenditure £'000 | Income £'000 | Forecasted Variance for Year £'000 | | Forecasted Variance for Year £'000 |
| Business Support & Performance | | | | | | | |
| Departmental - Policy | 595 | 0 | 756 | -47 | 114 | Severance efficiencies not fully delivered; short-term additional pay costs to support the implementation of the Business Support review. | 114 |
| Waste & Environmental Services | | | | | | | |
| Streetscene Core | 754 | -38 | 674 | -2 | -44 | £44k underspend due to HOS post being vacant for 4 mths plus 2 vacant admin posts. | 0 |
| Environmental Enforcement | 572 | -24 | 585 | -21 | 15 | Increase in abandoned vehicles costs due to reduced scrap values. | 8 |
| Ammanford Cemetery | 26 | -7 | 18 | -9 | -10 | Annual re-instatement work is variable | -2 |
| Public Conveniences | 509 | -23 | 544 | -25 | 34 | Full extent of savings not yet realised - currently in year 3 of a 3 year asset transfer programme with negotiations and terms currently being concluded on the balance of the proposed transfers. | 10 |
| Cleansing Service | 1,864 | -52 | 1,941 | -52 | 77 | Previously identified efficiencies (labour and plant) have not been met due to the sustained demands on the cleansing service. | 81 |
| Green Waste Collection | 0 | 0 | 73 | 0 | 73 | Purchase of Wheelie bins prior to start of service 3.4.17 | 70 |
| Closed Landfill Sites Nantycaws | 139 | 0 | 103 | 0 | -36 | Reduced licence fee premiums from NRW and reduced operational activity that reflects the reduction in environmental risks associated with leachate control and treatment as a result of the sustained success of the new leachate treatment plant. | -9 |
| Closed Landfill Sites Wernddu | 84 | 0 | 65 | 0 | -20 | Not much work conducted on site this year | -5 |
| Highways & Transportation | | | | | | | |
| Car Parks | 1,631 | -3,156 | 1,562 | -3,020 | 66 | More prudent estimate of car parks income, increased projection for gritting of car parks based on the last 2 months actual costs | -42 |
| Nant y Ci Park & Ride | 1 | 0 | 75 | -30 | 44 | Members decision to withdraw the service/funding in 15/16 - the modified service is currently being trialled with the Local Health Board to generate additional revenue to cover the shortfall. | 44 |
| Street Works and Highway Adoptions | 390 | -334 | 408 | -328 | 25 | Severance in 15/16 not delivered (13k) cost of hosted streetworks system (5k) reduction in income due to depressed housing market (7k) | 20 |
| Highway Maintenance | 14,370 | -7,206 | 13,837 | -6,726 | -52 | Reduction in vehicle costs due to fleet rationalisation (35 vehicles to 21 vehicles) plus additional income generated from internal and external projects. | -0 |
| Public Rights Of Way | 234 | -11 | 155 | -15 | -83 | Underspend due to vacant posts 'Countryside Access Manager' Recruitment process now underway | -34 |

Environmental & Public Protection Scrutiny Report

Budget Monitoring as at 31st December 2016 - Main Variances

| Division | Working Budget | | Forecasted | | Dec 2016 | Notes | Oct 2016 |
|----------------------------------|----------------------|-----------------|----------------------|-----------------|---|---|---|
| | Expenditure £'000 | Income £'000 | Expenditure £'000 | Income £'000 | Forecasted Variance for Year £'000 | | Forecasted Variance for Year £'000 |
| Property | | | | | | | |
| Building Maintenance Operational | 25,034 | -27,470 | 23,628 | -25,834 | 231 | On-going review of Building Maintenance and a reduction in HRA work to be undertaken as instructed by Housing, reducing the income projection to the end of the year. | 184 |
| Operational Depots | 341 | -62 | 315 | -21 | 16 | Historic bills recently received, clarification on-going with British Gas. | 17 |
| Industrial Premises | 313 | -1,260 | 277 | -1,253 | -30 | Forecast based on current occupancy levels which are very high and could reduce during the year. | -29 |
| County Farms | 68 | -308 | 41 | -311 | -30 | Entitlements reduced and rent increases implemented. | -25 |
| Livestock Markets | 37 | -174 | 65 | -227 | -25 | Increase in the variable turnover rent from livestock markets. | -2 |
| | | | | | | | |
| Public Protection | | | | | | | |
| PP Management support | 68 | -7 | 66 | -14 | -9 | General underspends in supplies and services to cover the overspend in Housing Options and Advice | -9 |
| PP Business Support unit | 141 | 0 | 131 | -0 | -10 | General underspends in supplies and services to cover the overspend in Housing Options and Advice | -7 |
| Air Pollution | 95 | -32 | 94 | -19 | 13 | Forecast underachievement of licence fee income | 12 |
| | | | | | | | |
| Dog Wardens | 92 | -11 | 105 | -7 | 18 | Income generated by recovery of stray dogs has decreased in light of the fact that many stray dogs have been returned directly to owner. There will be additional income generated through a pilot scheme | 18 |
| Animal Welfare | 71 | -54 | 70 | -43 | 10 | Forecast underachievement of licence fee income | -3 |
| Animal Licence Movement Scheme | 155 | -0 | 140 | -0 | -15 | Vacant post part of the year | -7 |
| Civil Law | 219 | -4 | 205 | 0 | -10 | General underachievement of income in Civil Law | 2 |
| | | | | | | | |
| Other Variances | | | | | -14 | | 80 |
| | | | | | | | |
| Grand Total | | | | | 347 | | 485 |

Environmental & Public Protection Scrutiny Report

Budget Monitoring as at 31st December 2016 - Detail Monitoring

| Page 82 | Division | Working Budget | | | | Forecasted | | | | Dec 2016 | Notes | Oct 2016 |
|---------|---|----------------------|-----------------|-----------------------------------|---------------|----------------------|-----------------|-----------------------------------|---------------|---|--|---|
| | | Expenditure £'000 | Income £'000 | Net non- controllable £'000 | Net £'000 | Expenditure £'000 | Income £'000 | Net non- controllable £'000 | Net £'000 | Forecasted Variance for Year £'000 | | Forecasted Variance for Year £'000 |
| | Business Support & Performance | | | | | | | | | | | |
| | Emergency Planning | 71 | 0 | 39 | 110 | 73 | -0 | 39 | 111 | 2 | | 1 |
| | Departmental - Core | 181 | 0 | -181 | 0 | 194 | 0 | -181 | 13 | 13 | | 13 |
| | Departmental - Policy | 595 | 0 | -595 | 0 | 756 | -47 | -595 | 114 | 114 | Severance efficiencies not fully delivered; short-term additional pay costs to support the implementation of the Business Support review. | 114 |
| | Rechargeable Works | 0 | 0 | 0 | 0 | 10 | -10 | 0 | -0 | -0 | | -0 |
| | Business Support & Performance Total | 847 | 0 | -737 | 110 | 1,033 | -57 | -737 | 239 | 129 | | 128 |
| | Waste & Environmental Services | | | | | | | | | | | |
| | Streetscene Core | 754 | -38 | -712 | 3 | 674 | -2 | -712 | -41 | -44 | £44k underspend due to HOS post being vacant for 4 mths plus 2 vacant admin posts. | 0 |
| | Flood Defence & Land Drainage | 492 | 0 | 66 | 558 | 501 | -8 | 66 | 559 | 1 | | 0 |
| | Single Revenue grant - Flood Defence/Resilience | 30 | -30 | 0 | 0 | 30 | -30 | 0 | -0 | -0 | | 0 |
| | Environmental Enforcement | 572 | -24 | 157 | 705 | 585 | -21 | 157 | 720 | 15 | Increase in abandoned vehicles costs due to reduced scrap values. | 8 |
| | Ammanford Cemetery | 26 | -7 | 35 | 53 | 18 | -9 | 35 | 44 | -10 | Annual re-instatement work is variable | -2 |
| | Public Conveniences | 509 | -23 | 141 | 627 | 544 | -25 | 141 | 661 | 34 | Full extent of savings not yet realised - currently in year 3 of a 3 year asset transfer programme with negotiations and terms currently being concluded on the balance of the proposed transfers. | 10 |
| | Bus Shelters | 0 | 0 | 0 | 0 | 5 | -5 | 0 | 0 | 0 | | 0 |
| | Cleansing Service | 1,864 | -52 | 270 | 2,081 | 1,941 | -52 | 270 | 2,158 | 77 | Previously identified efficiencies (labour and plant) have not been met due to the sustained demands on the cleansing service. | 81 |
| | Waste Services | 14,225 | -4,465 | 1,276 | 11,035 | 14,094 | -4,335 | 1,276 | 11,034 | -0 | | 0 |
| | Green Waste Collection | 0 | 0 | 0 | 0 | 73 | 0 | 0 | 73 | 73 | Purchase of Wheelie bins prior to start of service 3.4.17 | 70 |
| | Tidy Towns Projects | 30 | -30 | 0 | 0 | 30 | -30 | 0 | 0 | 0 | | 0 |
| | Grounds Maintenance Service | 4,780 | -3,431 | 225 | 1,574 | 4,103 | -2,753 | 225 | 1,574 | 0 | | -27 |
| | Parks Service | 246 | -199 | 425 | 473 | 124 | -76 | 425 | 473 | -0 | | -3 |
| | Closed Landfill Sites Nantycaws | 139 | 0 | 1 | 140 | 103 | 0 | 1 | 103 | -36 | Reduced licence fee premiums from NRW and reduced operational activity that reflects the reduction in environmental risks associated with leachate control and treatment as a result of the sustained success of the new leachate treatment plant. | -9 |
| | Closed Landfill Sites Wernddu | 84 | 0 | 0 | 85 | 65 | 0 | 0 | 65 | -20 | Not much work conducted on site this year | -5 |
| | Coastal Protection | 68 | 0 | 9 | 77 | 68 | 0 | 9 | 77 | -0 | | -0 |
| | Waste & Environmental Services Total | 23,819 | -8,300 | 1,892 | 17,411 | 22,955 | -7,347 | 1,892 | 17,500 | 90 | | 124 |

Environmental & Public Protection Scrutiny Report
Budget Monitoring as at 31st December 2016 - Detail Monitoring

| Division | Working Budget | | | | Forecasted | | | | Dec 2016 | Notes | Oct 2016 |
|--|----------------------|-----------------|-----------------------------------|---------------|----------------------|-----------------|-----------------------------------|---------------|---|---|---|
| | Expenditure £'000 | Income £'000 | Net non- controllable £'000 | Net £'000 | Expenditure £'000 | Income £'000 | Net non- controllable £'000 | Net £'000 | Forecasted Variance for Year £'000 | | Forecasted Variance for Year £'000 |
| Highways & Transportation | | | | | | | | | | | |
| Departmental - Transport | 229 | 0 | -229 | 0 | 229 | -1 | -229 | -0 | -0 | | 0 |
| Departmental Pooled Vehicles | 0 | 0 | 0 | 0 | 25 | -25 | 0 | 0 | 0 | | 0 |
| Engineering Sub-Contractors | 0 | 0 | 0 | 0 | 32 | -32 | 0 | 0 | 0 | | -0 |
| Civil Design | 885 | -1,299 | 168 | -245 | 909 | -1,320 | 168 | -243 | 2 | | 3 |
| Transport Strategic Planning | 299 | -77 | 334 | 556 | 332 | -110 | 334 | 556 | -0 | | 0 |
| Fleet Management | 6,329 | -7,772 | 715 | -727 | 5,038 | -6,480 | 715 | -727 | 0 | | 2 |
| Passenger Transport | 3,884 | -2,517 | -88 | 1,280 | 4,530 | -3,163 | -88 | 1,280 | 0 | | 48 |
| School Transport | 9,956 | -1,073 | 448 | 9,331 | 9,984 | -1,101 | 448 | 9,331 | -0 | | 51 |
| LINC | 301 | -301 | 0 | 0 | 293 | -293 | 0 | 0 | 0 | | 0 |
| Traffic Management | 441 | -51 | 88 | 478 | 468 | -78 | 88 | 478 | 0 | | -0 |
| Car Parks | 1,631 | -3,156 | 316 | -1,208 | 1,562 | -3,020 | 316 | -1,142 | 66 | More prudent estimate of car parks income, increased projection for gritting of car parks based on the last 2 months actual costs | -42 |
| Nant y Ci Park & Ride | 1 | 0 | 0 | 1 | 75 | -30 | 0 | 45 | 44 | Members decision to withdraw the service/funding in 15/16 - the modified service is currently being trialled with the Local Health Board to generate additional revenue to cover the shortfall. | 44 |
| Regional Transport Consortia Grant | 49 | -47 | 9 | 12 | 140 | -137 | 9 | 12 | 0 | | -0 |
| Road Safety | 142 | 0 | 65 | 206 | 149 | -7 | 65 | 206 | 0 | | -0 |
| School Crossing Patrols | 178 | 0 | 40 | 218 | 178 | 0 | 40 | 218 | -0 | | -0 |
| Bridge Maintenance | 709 | 0 | 44 | 753 | 705 | -6 | 44 | 743 | -10 | Bridge Inspector post vacant for 3 mths | -12 |
| Remedial Earthworks | 292 | 0 | 7 | 299 | 291 | 0 | 7 | 298 | -0 | | 0 |
| Street Works and Highway Adoptions | 390 | -334 | 67 | 123 | 408 | -328 | 67 | 148 | 25 | Severance in 15/16 not delivered (13k) cost of hosted streetworks system (5k) reduction in income due to depressed housing market (7k) | 20 |
| Technical Surveys | 308 | 0 | 58 | 366 | 301 | 0 | 58 | 360 | -6 | | 0 |
| Highway Maintenance | 14,370 | -7,206 | 1,376 | 8,540 | 13,837 | -6,726 | 1,376 | 8,487 | -52 | Reduction in vehicle costs due to fleet rationalisation (35 vehicles to 21 vehicles) plus additional income generated from internal and external projects. | -0 |
| Capital Charges | 0 | 0 | 4,976 | 4,976 | 0 | 0 | 4,976 | 4,976 | 0 | | 0 |
| Western Area Works Partnership | 5,947 | -5,947 | 11 | 11 | 5,947 | -5,947 | 11 | 11 | 0 | | 0 |
| Highway Lighting | 2,358 | -1,104 | 166 | 1,420 | 2,960 | -1,706 | 166 | 1,419 | -0 | | 0 |
| Public Rights Of Way | 234 | -11 | 16 | 239 | 155 | -15 | 16 | 156 | -83 | Underspend due to vacant posts 'Countryside Access Manager' Recruitment process now underway | -34 |
| Bwcabus | 350 | -350 | 0 | 0 | 346 | -346 | 0 | 0 | 0 | | 0 |
| Highways & Transportation Total | 49,283 | -31,244 | 8,588 | 26,627 | 48,894 | -30,870 | 8,588 | 26,612 | -15 | | 80 |

Environmental & Public Protection Scrutiny Report
Budget Monitoring as at 31st December 2016 - Detail Monitoring

| Page 84 Division | Working Budget | | | | Forecasted | | | | Dec 2016 | Notes | Oct 2016 |
|----------------------------------|----------------------|-----------------|-----------------------------------|--------------|----------------------|-----------------|-----------------------------------|--------------|---|---|---|
| | Expenditure £'000 | Income £'000 | Net non- controllable £'000 | Net £'000 | Expenditure £'000 | Income £'000 | Net non- controllable £'000 | Net £'000 | Forecasted Variance for Year £'000 | | Forecasted Variance for Year £'000 |
| Property | | | | | | | | | | | |
| Renewable Energy Fund | 0 | 0 | 0 | 0 | 55 | -55 | 0 | -0 | -0 | | 0 |
| Carbon Reduction Programme | 265 | 0 | 0 | 265 | 265 | 0 | 0 | 265 | 0 | | 0 |
| Building Maintenance Operational | 25,034 | -27,470 | 1,547 | -889 | 23,628 | -25,834 | 1,547 | -658 | 231 | On-going review of Building Maintenance and a reduction in HRA work to be undertaken as instructed by Housing, reducing the income projection to the end of the year. | 184 |
| Building Services | 2,644 | -1,584 | -1,109 | -49 | 2,227 | -1,168 | -1,109 | -49 | 0 | | 0 |
| Corporate Property | 571 | -78 | -424 | 69 | 629 | -139 | -424 | 66 | -3 | | -12 |
| Corporate Property Maintenance | 2,401 | 0 | -1,305 | 1,097 | 2,401 | 0 | -1,305 | 1,097 | -0 | | 16 |
| BSS Works | 312 | -312 | 0 | 0 | 340 | -340 | 0 | -0 | -0 | | 0 |
| Trostre Depot a/c | 0 | 0 | 0 | 0 | 0 | 0 | 0 | 0 | 0 | | 2 |
| Pumping Stations | 38 | 0 | 0 | 38 | 35 | 0 | 0 | 35 | -3 | | -1 |
| Design | 1,799 | -2,035 | 236 | -0 | 1,799 | -2,035 | 236 | -0 | -0 | | 0 |
| Design Framework | 0 | 0 | 0 | 0 | 210 | -210 | 0 | -0 | -0 | | -0 |
| Salix | 0 | 0 | 0 | 0 | -0 | 0 | 0 | -0 | -0 | | -0 |
| Building Cleaning | 3,493 | -3,440 | 349 | 401 | 3,482 | -3,430 | 349 | 401 | -0 | | 1 |
| Operational Depots | 341 | -62 | -274 | 5 | 315 | -21 | -274 | 21 | 16 | Historic bills recently received, clarification on-going with British Gas. | 17 |
| Administrative Buildings | 3,047 | -614 | -2,371 | 62 | 2,979 | -545 | -2,371 | 63 | 1 | | -0 |
| Asset Transfers | 0 | 0 | 0 | 0 | 0 | 0 | 0 | 0 | 0 | | 0 |
| Commercial Properties | 1 | -182 | 543 | 362 | 0 | -173 | 543 | 370 | 8 | | 11 |
| Industrial Premises | 313 | -1,260 | 776 | -170 | 277 | -1,253 | 776 | -200 | -30 | Forecast based on current occupancy levels which are very high and could reduce during the year. | -29 |
| County Farms | 68 | -308 | 428 | 189 | 41 | -311 | 428 | 159 | -30 | Entitlements reduced and rent increases implemented. | -25 |
| Livestock Markets | 37 | -174 | 25 | -112 | 65 | -227 | 25 | -138 | -25 | Increase in the variable turnover rent from livestock markets. | -2 |
| Property Total | 40,362 | -37,518 | -1,578 | 1,266 | 38,748 | -35,739 | -1,578 | 1,431 | 165 | | 162 |

Environmental & Public Protection Scrutiny Report
Budget Monitoring as at 31st December 2016 - Detail Monitoring

| Division | Working Budget | | | | Forecasted | | | | Dec 2016 | Notes | Oct 2016 |
|--|----------------------|-----------------|-----------------------------------|---------------|----------------------|-----------------|-----------------------------------|---------------|---|---|---|
| | Expenditure £'000 | Income £'000 | Net non- controllable £'000 | Net £'000 | Expenditure £'000 | Income £'000 | Net non- controllable £'000 | Net £'000 | Forecasted Variance for Year £'000 | | Forecasted Variance for Year £'000 |
| Public Protection | | | | | | | | | | | |
| PP Management support | 68 | -7 | 110 | 170 | 66 | -14 | 110 | 161 | -9 | General underspends in supplies and services to cover the overspend in Housing Options and Advice | -9 |
| PP Business Support unit | 141 | 0 | 49 | 190 | 131 | -0 | 49 | 180 | -10 | General underspends in supplies and services to cover the overspend in Housing Options and Advice | -7 |
| Public Health | 279 | -11 | 43 | 311 | 283 | -15 | 43 | 310 | -1 | | -1 |
| Noise Control | 155 | 0 | 12 | 167 | 152 | -0 | 12 | 164 | -3 | | -1 |
| Air Pollution | 95 | -32 | 13 | 76 | 94 | -19 | 13 | 89 | 13 | Forecast underachievement of licence fee income | 12 |
| Other Pollution | 41 | 0 | 15 | 56 | 41 | 0 | 15 | 56 | -0 | | -0 |
| Water - Drinking Quality | 42 | -4 | 4 | 43 | 44 | -6 | 4 | 42 | -1 | | 0 |
| Dog Wardens | 92 | -11 | 22 | 102 | 105 | -7 | 22 | 120 | 18 | Income generated by recovery of stray dogs has decreased in light of the fact that many stray dogs have been returned directly to owner. There will be additional income generated through a pilot scheme | 18 |
| Public Health Services Management | 95 | -45 | 92 | 143 | 90 | -46 | 92 | 136 | -7 | | -4 |
| Licensing | 365 | -303 | 72 | 134 | 355 | -303 | 72 | 124 | -9 | | -8 |
| Food Safety & Communicable Diseases | 340 | 0 | 27 | 367 | 337 | -3 | 27 | 362 | -5 | | -4 |
| Occupational Health | 124 | 0 | 14 | 138 | 124 | 0 | 14 | 138 | 0 | | 0 |
| Stray Horses | 5 | 0 | 0 | 5 | 4 | 0 | 0 | 4 | -1 | | 0 |
| Animal Welfare | 71 | -54 | 5 | 22 | 70 | -43 | 5 | 32 | 10 | Forecast underachievement of licence fee income | -3 |
| Diseases Of Animals | 80 | -2 | 8 | 86 | 79 | 0 | 8 | 87 | 1 | | 1 |
| Animal Licence Movement Scheme | 155 | -0 | 27 | 182 | 140 | -0 | 27 | 167 | -15 | Vacant post part of the year | -7 |
| Welfare Rights & Citizen'S Advice | 159 | 0 | 1 | 160 | 159 | 0 | 1 | 160 | 0 | | 0 |
| Trading Standards Services Management | 116 | -47 | 108 | 177 | 118 | -47 | 108 | 180 | 3 | | -0 |
| Metrology | 118 | -13 | 11 | 115 | 116 | -4 | 11 | 123 | 8 | | 6 |
| Food & Agricultural Standards & Licensing | 118 | -38 | 8 | 87 | 106 | -30 | 8 | 83 | -4 | | -7 |
| Civil Law | 219 | -4 | 15 | 230 | 205 | 0 | 15 | 219 | -10 | General underachievement of income in Civil Law | 2 |
| Fair Trading | 134 | -13 | 9 | 130 | 132 | -13 | 9 | 128 | -2 | | 1 |
| Safety | 63 | -18 | 8 | 54 | 65 | -15 | 8 | 58 | 5 | | -0 |
| Financial Investigator | 51 | -51 | 0 | 0 | 27 | -27 | 0 | 0 | 0 | | -0 |
| Public Protection Total | 3,125 | -654 | 673 | 3,144 | 3,044 | -592 | 673 | 3,124 | -20 | | -9 |
| Community Safety Service | | | | | | | | | | | |
| Community Safety-Revenue | 33 | 0 | 19 | 52 | 33 | 0 | 19 | 52 | 0 | | 0 |
| Community Safety Service Total | 62 | 0 | 93 | 155 | 59 | 0 | 93 | 152 | -3 | | 0 |
| TOTAL FOR ENVIRONMENTAL AND PUBLIC PROTECTION | 117,498 | -77,717 | 8,931 | 48,712 | 114,733 | -74,606 | 8,931 | 49,058 | 346 | | 484 |

This page is intentionally left blank

| Capital Programme 2016/17 | | | | | | | Variance for Year £'000 | Comment |
|---|----------------------|-----------------|--------------|----------------------|-----------------|--------------|----------------------------|--|
| Capital Budget Monitoring - Report for December 2016 - Main Variances | | | | | | | | |
| | Working Budget | | | Forecasted | | | | |
| | Expenditure £'000 | Income £'000 | Net £'000 | Expenditure £'000 | Income £'000 | Net £'000 | | |
| DEPARTMENT/SCHEMES | | | | | | | | |
| ENVIRONMENT | 26,011 | -3,515 | 22,496 | 21,628 | -2,173 | 19,455 | -3,041 | |
| Murray Street Car Park, Llanelli - Exp | 149 | 0 | 149 | 75 | 0 | 75 | -74 | Expenditure profile being planned in accordance with whole of life care plan. Funding required for future year maintenance. |
| Bridge Strengthening & Replacement | 200 | 0 | 200 | 78 | 0 | 78 | -122 | Scheme delays owing to land issues - funding will be slipped to 2017/18. |
| Towy Valley Cycleway - Abergwili to Nantgaredig | 700 | -632 | 68 | 483 | -483 | 0 | -68 | Scheme delays owing to land issues - Internal funding to be slipped to 2017/18 in order to fully utilise the LTF grant in 2016/17. |
| Cross Hands Economic Link Road Phase 2 | 946 | -716 | 230 | 240 | -240 | 0 | -230 | Scheme delays owing to land issues -funding to be slipped to 2017/18. Expenditure on LTF grant to be maximised. |
| Solar Panels Project | 1,500 | 0 | 1,500 | 903 | 0 | 903 | -597 | Owing to local Grid capacity constraints and structural issues. A further phase of the project is to be explored to potentially incorporate solar panels with battery storage. Funding to be slipped to 2007/18. |
| Pantyglyn Retaining Wall, Llanybydder (Principal Road A485) | 400 | 0 | 400 | 13 | 0 | 13 | -387 | Delay in progressing scheme because of the need to undertake advanced clearing works prior to detailed surveys. This will be slipped to 2017/18. |
| Rural Estates Capital Schemes | 300 | 0 | 300 | 30 | 0 | 30 | -270 | Delay in design & procurement of works - buildings will be occupied by animals over winter months, therefore expenditure will slip to 2017/18. |
| Capital maintenance | 3,647 | 0 | 3,647 | 3,505 | 0 | 3,505 | -142 | Delay in design & procurement of works as time pressures on workforce. This will be slipped to 2017/18. |
| Glanamman Industrial Estate Redevelopment | 1,000 | 0 | 1,000 | 55 | 0 | 55 | -945 | Delay at procurement and design stage - works to be completed 17/18. |
| East Gate Development | 414 | 0 | 414 | 260 | 0 | 260 | -154 | additional external funding secured. |
| Other Projects with Minor Variances | 16,755 | -2,167 | 14,588 | 15,986 | -1,450 | 14,536 | -52 | |

This page is intentionally left blank

Environment

Capital Budget Monitoring - Scrutiny Report for December 2016

| Scheme | Target Date for Completion | Working Budget | | | Forecasted | | |
|---|----------------------------|-------------------|--------------|-----------|-------------------|--------------|-----------|
| | | Expenditure £'000 | Income £'000 | Net £'000 | Expenditure £'000 | Income £'000 | Net £'000 |
| Coastal Protection Works | Ongoing | 356 | 0 | 356 | 335 | 0 | 335 |
| Fleet Replacement | Ongoing | 7,939 | 0 | 7,939 | 7,939 | 0 | 7,939 |
| Technical | Ongoing | 149 | 0 | 149 | 75 | 0 | 75 |
| Bridge Strengthening & Replacement | Ongoing | 200 | 0 | 200 | 78 | 0 | 78 |
| Road Safety Improvement Schemes | Ongoing | 250 | 0 | 250 | 250 | 0 | 250 |
| Major Structural Highway Improvements | Ongoing | 1,295 | 0 | 1,295 | 1,295 | 0 | 1,295 |
| TG - Llandysul By Pass | Completed | 0 | 0 | 0 | 4 | -4 | 0 |
| TG & Regional Transport Plan Grant Projects | Ongoing | 402 | -377 | 25 | 415 | -390 | 25 |
| Public Lighting Works | Ongoing | 1,030 | 0 | 1,030 | 1,029 | 0 | 1,029 |
| RTC Grant - Road Safety Projects | Ongoing | 442 | -442 | 0 | 442 | -442 | 0 |
| B4300 Cystanog Bends Capel Dewi - Highway Support Wall | Completed | 1 | 0 | 1 | 1 | 0 | 1 |
| Local Gov't Borrowing Initiative (LGBI) - Safety Improvements / Functionality | Completed | 1 | 0 | 1 | 1 | 0 | 1 |
| Trebeddrod Reservoir, Furnace, Llanelli | Mar-17 | 383 | 0 | 383 | 383 | 0 | 383 |
| Local Transport Plan Grant Projects | | 2,501 | -2,135 | 366 | 1,327 | -1,283 | 44 |
| Active Travel Projects - Carmarthenshire Walking and Cycling Linkages (Carmarthenshire urban connections) 2014/15 | Completed | 0 | 0 | 0 | 1 | 0 | 1 |
| Active Travel Mapping 2015/16 | Completed | 13 | -10 | 3 | 13 | -10 | 3 |

| Variance for Year £'000 | Comment |
|-------------------------|---|
| -21 | |
| 0 | |
| -74 | Expenditure profile being planned in accordance with whole of life care plan. Funding required for future year maintenance. |
| -122 | Scheme delays owing to land issues - funding will be slipped to 2017/18. |
| 0 | |
| 0 | |
| 0 | |
| 0 | |
| -1 | |
| 0 | |
| 0 | |
| 0 | |
| -322 | |
| 1 | |
| 0 | |

Environment

Capital Budget Monitoring - Scrutiny Report for December 2016

Page 90

| Scheme | Target Date for Completion | Working Budget | | | Forecasted | | |
|---|----------------------------|-------------------|--------------|--------------|-------------------|--------------|--------------|
| | | Expenditure £'000 | Income £'000 | Net £'000 | Expenditure £'000 | Income £'000 | Net £'000 |
| Towy Valley Cycleway - Abergwili to Nantgaredig | Ongoing | 700 | -632 | 68 | 483 | -483 | 0 |
| Ammanford Economic Regeneration Highway Infrastructure | Ongoing | 500 | -475 | 25 | 165 | -165 | 0 |
| Amman Valley Cycleway | Ongoing | 38 | -38 | 0 | 2 | -2 | 0 |
| Active Travel Projects - Carmarthenshire Walking and Cycling Linkages (Carmarthenshire urban connections) | Ongoing | 259 | -234 | 25 | 378 | -353 | 25 |
| Cross Hands Economic Link Road Phase 2 | Ongoing | 946 | -716 | 230 | 240 | -240 | 0 |
| School Transport Routes | Ongoing | 30 | -30 | 0 | 30 | -30 | 0 |
| Towy Valley Project - Nantgaredig to Ffairfach | Ongoing | 15 | 0 | 15 | 15 | 0 | 15 |
| | | | | | | | |
| Carmarthen Western Link Road | Ongoing | 3,577 | -561 | 3,016 | 2,992 | 24 | 3,016 |
| | | | | | | | |
| Solar Panels Project | Mar-18 | 1,500 | 0 | 1,500 | 903 | 0 | 903 |
| | | | | | | | |
| Play Equipment At Parc Howard | Mar-17 | 150 | 0 | 150 | 150 | 0 | 150 |
| | | | | | | | |
| Pantyglyn Retaining Wall, Llanybydder (Principal Road A485) | Mar-18 | 400 | 0 | 400 | 13 | 0 | 13 |

| Variance for Year £'000 | Comment |
|-------------------------|--|
| -68 | Scheme delays owing to land issues - Internal funding to be slipped to 2017/18 in order to fully utilise the LTF grant in 2016/17. |
| -25 | |
| 0 | |
| 0 | |
| -230 | Scheme delays owing to land issues -funding to be slipped to 2017/18. Expenditure on LTF grant to be maximised. |
| 0 | |
| 0 | |
| 0 | |
| -597 | Owing to local Grid capacity constraints and structural issues. A further phase of the project is to be explored to potentially incorporate solar panels with battery storage. Funding to be slipped to 2017/18. |
| 0 | |
| 0 | |
| -387 | Delay in progressing scheme because of the need to undertake advanced clearing works prior to detailed surveys. This will be slipped to 2017/18. |

| |
|--|
| Environment |
| Capital Budget Monitoring - Scrutiny Report for December 2016 |

| Scheme | Target Date for Completion | Working Budget | | | Forecasted | | |
|---|----------------------------------|----------------------|-----------------|--------------|----------------------|-----------------|--------------|
| | | Expenditure £'000 | Income £'000 | Net £'000 | Expenditure £'000 | Income £'000 | Net £'000 |
| Intermediate Care Fund (ICF) Projects | | 0 | 0 | 0 | 78 | -78 | 0 |
| ICF - Eastgate Relocation of Careline & CRT | Mar-17 | 0 | 0 | 0 | 78 | -78 | 0 |
| Redevelopment - Old Mart Carmarthen | Completed | 0 | 0 | 0 | 8 | 0 | 8 |
| St Davids Park | Mar-18 | 46 | 0 | 46 | 5 | 0 | 5 |
| Rural Estates Capital Schemes | Mar-18 | 300 | 0 | 300 | 30 | 0 | 30 |
| Capital maintenance | Ongoing | 3,647 | 0 | 3,647 | 3,505 | 0 | 3,505 |
| Refurbishment Works Ty Elwyn | Completed | 28 | 0 | 28 | 55 | 0 | 55 |
| Industrial Redevelopments | | 1,000 | 0 | 1,000 | 55 | 0 | 55 |
| Glanamman Industrial Estate Redevelopment | Mar-18 | 1,000 | 0 | 1,000 | 55 | 0 | 55 |
| East Gate Development | Mar-18 | 414 | 0 | 414 | 260 | 0 | 260 |
| NET BUDGET | | 26,011 | -3,515 | 22,496 | 21,628 | -2,173 | 19,455 |

| Variance for Year £'000 | Comment |
|-------------------------------|--|
| 0 | |
| 0 | |
| 8 | |
| -41 | |
| -270 | Delay in design & procurement of works - buildings will be occupied by animals over winter months, therefore expenditure will slip to 2017/18. |
| -142 | Delay in design & procurement of works as time pressures on workforce. This will be slipped to 2017/18. |
| 27 | |
| -945 | |
| -945 | Delay at procurement and design stage - works to be completed 17/18. |
| -154 | Additional external funding secured. |
| -3,041 | |

This page is intentionally left blank

ENVIRONMENTAL & PUBLIC PROTECTION SCRUTINY COMMITTEE 3RD MARCH 2017

Environmental & Public Protection Scrutiny Committee Actions and Referrals Update

To consider and comment on the following issues:

- To scrutinise the progress made in relation to actions, requests or referrals recorded during previous meetings of the Committee.

Reasons:

- To enable members to exercise their scrutiny role in relation to monitoring performance.

To be referred to the Executive Board for decision: NO

Executive Board Member Portfolio Holder: Not Applicable

| | | |
|---|---|---|
| Directorate: Chief Executive's Name of Head of Service: Linda Rees-Jones Report Author: Janine Owen | Designations: Head of Administration & Law Democratic Services Officer | Tel Nos. / E-Mail Addresses: 01267 224010 lrjones@carmarthenshire.gov.uk 01267 224030 JanineOwen@carmarthenshire.gov.uk |
|---|---|---|

EXECUTIVE SUMMARY

ENVIRONMENTAL & PUBLIC PROTECTION SCRUTINY COMMITTEE 3RD MARCH 2017

Environmental & Public Protection Scrutiny Committee Actions and Referrals Update

During the course of a municipal year, several requests for additional information were made by the Committee in order to assist it in discharging its scrutiny role.

The attached report provides members of the Committee with an update on the progress made in relation to these requests.

DETAILED REPORT ATTACHED?

YES

IMPLICATIONS

I confirm that other than those implications which have been agreed with the appropriate Directors / Heads of Service and are referred to in detail below, there are no other implications associated with this report.

Signed: Linda Rees-Jones Head of Administration & Law

| | | | | | | |
|---|-------|---------|------|------------------------------|--------------------------|--------------------|
| Policy, Crime & Disorder and Equalities | Legal | Finance | ICT | Risk Management Issues | Staffing Implications | Physical Assets |
| NONE | NONE | NONE | NONE | NONE | NONE | NONE |

CONSULTATIONS

I confirm that the appropriate consultations have taken in place and the outcomes are as detailed below:

Signed: Linda Rees-Jones Head of Administration & Law

1. Local Member(s) – N/A
2. Community / Town Council – N/A
3. Relevant Partners – N/A
4. Staff Side Representatives and other Organisations – N/A

Section 100D Local Government Act, 1972 – Access to Information
List of Background Papers used in the preparation of this report:

THESE ARE DETAILED BELOW:

| Title of Document | File Ref No. / Locations that the papers are available for public inspection |
|--|--|
| Environmental & Public Protection Scrutiny Committee Reports and Minutes | <p>Meetings held up to July 2015: http://www.carmarthenshire.gov.wales/home/council-democracy/committees-meetings/agendas-minutes-(archive)/</p> <p>Meetings from September 2015 onwards: http://democracy.carmarthenshire.gov.wales/ieListMeetings.aspx?CommitteId=134</p> |

This page is intentionally left blank

Pwyllgor Craffu DCA - Diweddraf am Weithrediadau ac Atgyfeiriadau
E&PP Scrutiny Committee - Actions and Referrals Update
3ydd Mawrth 2017 / 3rd March 2017

| Meeting Date | Minuted Action / Referral / Request | Progress Update | Officer | Target / Completion Date | Completed / On-going |
|--------------------|---|---|---------------------------|---------------------------------|------------------------------|
| 11th November 2016 | FORTHCOMING ITEMS - Resolved that the list of forthcoming items be received subject to the inclusion of an update on the oil spill incident at Nant-y-Caws | The Committee requested to receive an update on the oil spill incident at Nant-y-Caws. | Ruth Mullen | 16th December 2016 | Completed |
| 11th November 2016 | EXPLANATION FOR NON-SUBMISSION OF SCRUTINY REPORT Resolved that the Waste Strategy Update be presented at the next meeting | In response to the non-submission report to the meeting held on the 11/11/16, Members requested the report to be available by the next meeting 16/12/16. | Ainsley Williams | 16th December 2016 | Completed |
| 11th November 2016 | UPDATE ON UK GOVERNMENT'S RESEARCH REPORT INTO TRADING STANDARDS SERVICES Resolved that Simon Wilkinson from the WLGA be invited to attend a future meeting of the Committee. | The Trading Standards Services Manager is contacting Mr Wilkinson to ascertain whether he could attend a future meeting. | Roger Edmunds | To be confirmed | Ongoing |
| 16th January 2017 | EXPLANATION FOR NON-SUBMISSION OF SCRUTINY REPORT Resolved that the Council's Well-being objectives 2017/18 and the Street Lighting Update be presented at the next meeting. | In response to the non-submission report to the meeting held on the 16/1/17, Members requested the report to be available by the next meeting 3/3/16. The Council's Well-being Objectives 2017/18 were considered by all Scrutiny Committees at the Joint Scrutiny Committee held on the 15th February 2017. | S Pillinar R James | 3rd March 2017 Completed | In progress Completed |

This page is intentionally left blank

ENVIRONMENTAL & PUBLIC PROTECTION SCRUTINY COMMITTEE

16TH JANUARY 2017

PRESENT: Councillor A.P. Cooper (Chair)

Councillors:

A. Davies, D.C. Evans, D.B. Davies, J.A. Davies, P.M. Edwards, I.J. Jackson,
J.P. Jenkins, A.D.T. Speake and S.E. Thomas,

Councillor– E. G. Thomas Substitute for Councillor A. James

Councillor– J. M. Charles Substitute for Councillor W. J. Lemon

Councillor – J. D. James Substitute for Councillor W. G Thomas

Councillor – M. J. A. Lewis Substitute for Councillor D. E. Williams

Also in attendance:

Councillor H.A.L. Evans, Executive Board Member for Technical Services

Councillor D.M. Jenkins, Executive Board Member for Resources (Deputy Leader)

Councillor T.J. Jones, Executive Board Member for Environmental & Public Protection

The following Officers were in attendance:

R. Mullen, Director of Environment

S. Pilliner, Head of Transportation & Highways

R. Staines, Head of Housing and Public Protection

S.E. Watts, Public Health Services Manager

A. Rees, Principal Environmental Health Officer

J. Owen, Democratic Services Officer

Chamber, 3 Spilman Street, Carmarthen - 10.00 - 11.10 am

1. APOLOGIES FOR ABSENCE

Apologies for absence were received from Councillors A. James, W. J. Lemon,
W. G Thomas, D. E. Williams.

2. DECLARATIONS OF PERSONAL INTEREST

There were no declarations of interest.

3. DECLARATIONS OF PROHIBITED PARTY WHIPS

There were no declarations of prohibited party whips.

4. PUBLIC QUESTIONS (NONE RECEIVED)

The Chair advised that no public questions had been received.

5. FORTHCOMING ITEMS

RESOLVED that the list of forthcoming items to be considered at the next scheduled meeting to be held on Friday, 3rd March, 2017 be noted.

6. EXPLANATION FOR NON-SUBMISSION OF SCRUTINY REPORT

The Committee noted the non-submission of the Council's Well-being objectives 2017/18 and the Street Lighting Update. It was requested that these reports be considered at the next meeting.

Resolved that:

12.1 The non-submission be noted.

12.2. The Council's Well-being objectives 2017/18 and the Street Lighting Update be presented at the next meeting.

7. UPDATE ON THE CURRENT AIR QUALITY MANAGEMENT AREAS IN CARMARTHENSHIRE

The Committee considered the Update on Current Air Quality Management Area (AQMA) in Carmarthenshire. The Committee noted that the Environment Act 1995 placed a duty on local authorities to assess and manage air quality in its area. This report provided the Committee with a detailed update of the levels of NO² specifically with in the town of Llandeilo and areas of Carmarthen and Llanelli which had experienced increasing levels of NO² over the last few years. It was noted that in relation to the provision of a new bypass for the Town of Llandeilo, a number of actions had been implemented and that the Welsh Government had recently released a statement to confirm that work would progress on the bypass in 2019.

The following issues were raised in relation to the report:

In response to a concern regarding to what was planned to help improve the flow of traffic in the Felinfoel area of Llanelli, the Head of Transportation & Highways informed the Committee that the flow of traffic and level of emissions had significantly improved following the changes to the road layout. The Head of Transportation and Highways also confirmed that actions to be included within an Air Quality Management Plan would be fully considered.

Reference was made to the fact that the appendices 1, 2 and 3 were not attached to the report. The Head of Housing and Public Protection apologised to the Committee for the oversight and stated that the report would be rescheduled for the next meeting along with the appendices for consideration.

It was commented that a new bypass would be a welcome improvement to the town of Llandeilo and improve the current traffic pollution problems.

Disappointment was expressed that Job's Well Road, College Road and Llansteffan Road remained outside the AQMA boundary. The Director of Environment reminded the Committee that the recommendations for the AQMA's had been previously considered and agreed by Council meeting held on the 11th May 2016.

A concern was raised regarding the impact the work of the new bypass would have on the residents of Llandeilo.

The Principal Environmental Health Officer informed the Committee that in accordance with legislative requirements, an Action Plan had been developed and was currently in the second year of phase 1, which would be reported shortly.

It was stated that residents of Llandeilo were 'pro the route' and that the new bypass seemed to be the only solution to the current air quality problem.

RESOLVED that the report be received.

8. CURRENT POSITION OF FOOD HYGIENE RATING IN CARMARTHENSHIRE

The Committee considered the report on the Current Position of Food Hygiene Rating in Carmarthenshire. The report in accordance with the Food Hygiene Rating (Wales) Act 2013, and in conjunction with the voluntary scheme which required food businesses to display their food hygiene ratings enabled consumers in Carmarthenshire make better informed choices about where they eat and buy food.

The following issues were raised in relation to the report:

A query was raised whether the same officers carried out inspections in the same premises. The Public Health Services Manager confirmed that officers carried out inspections in different areas.

Reference was made to the list of the 26 businesses who were broadly compliant but had failed to respond. In response to a query, regarding the 'period since last score' and frequency of inspections, the Head of Housing and Public Protection informed the Committee that an inspection programme was in place which was updated frequently. Furthermore, it was highlighted to the Committee that the list provided was as of the 29th December 2016. The Public Health Services Manager added that since the 29th December 2016, the hygiene rating for two of the premises had improved following a recent inspection. The inspection of Whitland Mart found an improvement to a rating of 4 and Ling Di Long in Ammanford had demonstrated a rating of more than 2.

A query was raised regarding the imminent risk factors which result in the closure of food businesses. The Head of Housing and Public Protection stated food businesses could only be closed down if there was found to be an 'imminent risk'. The report included examples of imminent risk including infestation of vermin or lack of hot water. However, the Committee was informed that there were many other factors of risk which would be considered during inspections.

In response to a query regarding Carmarthenshire's current poor performers, the Head of Housing and Public Protection stated that all 36 businesses who were not broadly compliant had been written to, had asked to confirm their plans on how they intended to improve their hygiene ratings.

It was asked, what would happen should an Inspecting Officer not be satisfied that a premises would obtain a minimum of a 3 rating? The Public Health Services Manager stated that if the Inspecting Officer was not satisfied that a premises would improve upon their current hygiene rating following reassessment, the premises would be given an improvement or remedial action notice and that prosecution could take place if notices had not been adhered to.

In response to a query, the Head of Housing and Public Protection stated that various public communication methods would be utilised as an influential tool to encourage premises who were not broadly compliant to improve their food hygiene ratings. Furthermore, it had been made clear to all businesses contacted, that the Authority would be make a public statement on those who appeared not to have any intention to become broadly compliant.

The Head of Housing and Public Protection emphasised that it was safe for the public to eat and purchase food from those premises who were found to be not broadly compliant.

It was asked, how Inspecting Officers deal with owners/staff of premises who speak a foreign language? The Head of Housing and Public Protection stated that Authority had a well-established procedure in place and when necessary the Language Line service was utilised.

RESOLVED that the report be received.

9. PRIORITISATION MODEL FOR HIGHWAY INFRASTRUCTURE AND ROAD SAFETY IMPROVEMENTS

The Committee considered the Prioritisation Model for Highway Infrastructure and Road Safety Improvements report, which provided an outline of the revised criteria for the assessment and prioritisation of requests for highway infrastructure and road safety improvements. The Committee noted that the Executive Board at their meeting on the 14th November, 2011 approved the current criteria for assessment, selection and prioritisation of Road Safety Improvement and Footway Improvements funded from the Council's capital budget. The report highlighted that the demand for improvements was high and that currently there were 355 separate requests for highway infrastructure and road safety improvements.

The following issues were raised in relation to the report:

In response to a query regarding the number of schemes, the Head of Transportation & Highways informed the Committee that new requests were assessed on an annual basis with the overall list of requests being reviewed every 2 years. However, schemes that were already committed for delivery within the Programme would not be included in any review.

Following a query, the Head of Transportation & Highways clarified that 10% of any Capital Programme could be allocated to provide expedient low cost, high value measures to address high risk road safety issues or to reduce revenue costs from school transport costs. An example of which, could include a section of highway used for walking to school being upgraded with additional safety measures such as road markings, improved signage, safety fencing, surfacing or developing linking footways to create 'safe' walking routes.

In response to a comment regarding high risk sites following accidents resulting in a fatality, the Head of Transportation & Highways stated the Authority investigated accidents along with relevant partners and that this model would be used to assess interventions according to risk using the criteria set out in the model.

RESOLVED that the report be received.

10. TO SIGN AS A CORRECT RECORD THE MINUTES OF THE MEETING OF THE COMMITTEE HELD ON THE 16TH DECEMBER 2016

Reference was made to Minute 6, Update on the Situation Regarding the Kerosene Leak Incident at Nantycaws. It was asked if there was any further information on the matter. The Director of Environment stated that the Recovery Group was scheduled to meet early February 2017 and that no other issues had arisen to date.

A request was made to make an amendment to Minute 2, Declarations of Interest as follows:-

Amend the declaration from "Member of the Carmarthen & District Fishing Club" to read "Chairman of Carmarthen Amateur Angling Association".

Subject to the amendment being made it was,

RESOLVED that the minutes of the Environment and Public Protection Scrutiny Committee held on the 16th December 2016 be signed as a correct record.

CHAIR

DATE

This page is intentionally left blank